

Product Catalog

ATEN VanCryst™ Professional A/V Solutions



Simply Better Connections

Our Vision

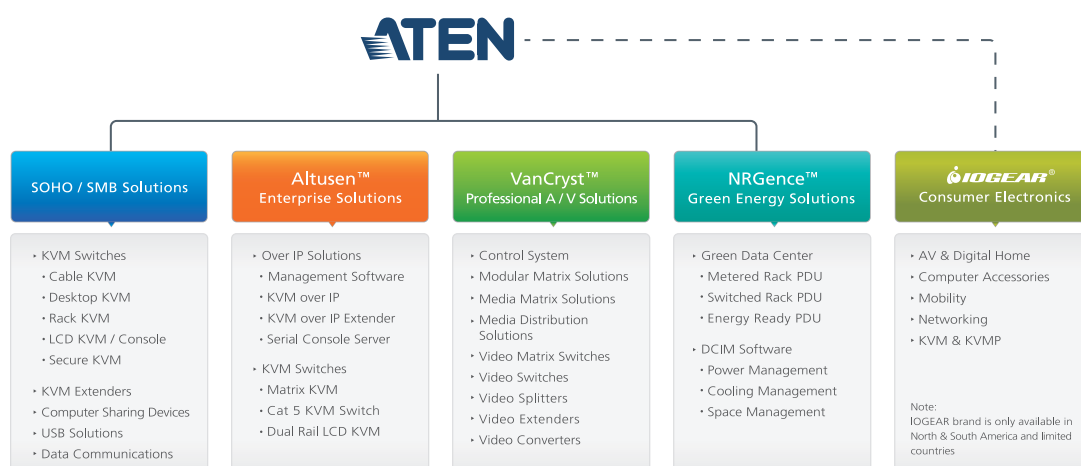
“Simply Better Connections” has always been at the heart of the ATEN brand. It means providing innovative solutions for you to make better connections, efficiently and seamlessly, to the information and people that you value. As a result, ATEN connects you to the world, anytime and anywhere, by providing technologies that enable you to share and to care. ATEN makes professional and personal life easier and better connected.

About ATEN

ATEN, established in 1979, specializes in connectivity management solutions for accessing and sharing technologies. ATEN consolidates all of its products under the ATEN brand to provide a standard of consistent service under one name. The ATEN brand consists of innovative solutions applied to IT infrastructure access management, professional audio/video, green energy products for consumers, small/home offices (SOHO), small to medium sized business (SMB) and enterprise customers.

ATEN's Altusen™ IT infrastructure access management solutions offer connectivity and control capabilities for SMB and Enterprise customers that allow people to effectively manage IT equipment from anywhere in the world. ATEN's VanCryst™ professional audio/video solutions offer signal management and system control for home and professional audio/video installations with a variety of applications in corporate, education, government, hospitality and home theater environments. ATEN's NRGence™ Green Energy line offers sensor-enabled energy-saving hardware and software solutions for the data center with a range of intelligent power distribution units that provide real-time energy management and performance indicators locally and remotely.

ATEN specializes in connectivity and management solutions. We distribute our products through a global sales network to meet a broad range of customer needs. ATEN delivers with quality and we care about our customers. We are committed to the best customer support in the industry.



Our Core Values



Integrity
with pragmatism as our philosophy



Caring
with respect as our spirit



Ambition
with optimism as our attitude



Novelty
with added-value as our achievement

Company Profile



- Corporate Headquarters
- Asia-Pacific / Europe / America / Oceania
- R&D / Manufacturing



Global Sales and Service Network

ATEN has built a global network of sales and engineering professionals to provide our customers with fast, efficient and comprehensive service. Our distribution channels and partners extend worldwide to more than 100 countries.



ATEN eNews

ATEN eNews is a monthly publication featuring the latest ATEN product developments, marketing and promotional resources, and corporate activities.



ATEN eService

ATEN eService is a web portal which provides several ATEN online services, including technical support, product registration, and partner services. All services can be accessed with a single ID and password.



ATEN Partner Center

Authorized distributors can access the ATEN Partner Center to get the latest marketing materials, sales tools, technical documents, product certifications and more. Registered partners receive a monthly newsletter to stay up-to-date with ATEN's latest product news and events. ATEN also provides integrated marketing programs and promotions to assist partners in promoting ATEN products and services.

ATEN Video Product Landmarks

Year	Landmark	Product Name	Key Technology Advance
1993	• Video Splitter	VS104 / VS108	First VGA splitter
	• Video Splitter	VS102	
	• Video Switch	VS201	First VGA switch
	• Video Splitter	VS132	Increased bandwidth to 300 MHz
	• Video Extender	VE120L / VE120R	First VGA over Cat 5 extender
	• Video Splitter	VS92A / VS94A / VS98A	Increased bandwidth to 250 MHz
2006	• Video Switch	VS881	Added IR remote control
	• Video Switch	VS291 / VS491	
	• Video Switch	VS1601	Added audio
	• Video Switch	VS231 / VS431	First HDTV A/V switch
	• Video Splitter	VS0116	Added audio
	• Video Matrix Switch	VS0202 / VS0204	First VGA matrix switch
2007	• DVI Switch	VS261 / VS461	First DVI switch
	• HDMI Switch	VS481A	First HDMI switch
	• DVI Splitter	VS162 / VS164	First DVI splitter
2008	• HDMI Splitter	VS182 / VS184	First HDMI splitter
	• Media Distribution Solution	VS1504 / VS1508 + VB552	First complete high resolution, long distance VGA digital signage solution with serial RS-232 and audio support
	• HDMI Extender	VE800	First HDMI extender
	• Video Splitter	VS132A / VS134A / VS138A	Increased bandwidth to 450 MHz; increased resolution to 2048 x 1536
	• Audio / Video Extender	VE200	First VGA with audio and serial extender added
2009	• Video Splitter	VS92A / VS94A / VS98A	Increased bandwidth to 350 MHz
	• DVI Extender	VE066	First mini DVI extender
	• HDMI Switch	VS0801H	
	• HDMI Splitter	VS0108H	
2010	• HDMI Matrix Switch	VM0404H	First HDMI matrix switch
	• Media Matrix Switch	VM0808T	First VGA-over-Cat 5 + audio matrix switch
	• Audio/Video Extender	VE500	VGA + balanced audio + Deskeew extender
	• Media Distribution Solution	VS1204T / VS1208T + VE170R / RQ	Complete high resolution, long distance VGA digital signage solution with audio support
	• Video Switch	VS0801	8-port VGA Switch + Audio
2011	• HDMI Media Distribution Solution	VS1804T / VS1808T + VE800R + VB802	First complete long distance HDMI digital signage solution
	• VGA to HDMI Converter	VC180	
	• HDMI Repeater Plus Audio De-embedder	VC880	
	• Dual View HDMI Switch	VS482	HDMI switch with ARC (Audio Return Channel) function
	• Mini Cat 5 A/V Extender	VE022	
	• DVI Extender with Audio	VE600A	
	• Mini DisplayPort Adapter	VC920 / VC960 / VC980	

Year	Landmark	Product Name	Key Technology Advance
2012	<ul style="list-style-type: none"> Media Matrix Solutions HDMI Matrix Switch Video Matrix Switch + Audio VGA Switch with Audio DVI Dual Link Splitter with Audio VGA Splitter HDMI Extender over single Cat 5 with Dual Display Universal A/V to HDMI Switch with Scaler 	VM0808T / VM1616T + VE500 / VE300 VM0808H VM0808 VS0201 / VS0401 VS172 / VS174 VS0102 / VS0104 / VS0108 VE814 VC1080	First video extender to support 4K First universal switch to support scaler functionality
2013	<ul style="list-style-type: none"> HDMI Media Distribution Solution 8 x 8 HDMI Matrix Switch with Scaler Video Extender with Cascade VGA/DVI/HDMI Over Cat 5 Extender Wall Plate 	VS1814T / VS1818T + VE812R VM5808H VE172R VE156 / VE606 / VE806	Implemented HDBaseT solution First matrix switch to support Seamless Switch™ functionality Supports up to 10 Levels First extender with wall plate design
2014	<ul style="list-style-type: none"> Modular Matrix Solution Series 3G / HD / SD-SDI Splitter HDMI Active Optical Cable 	VM1600 + VM7604 / VM8604 + VM7804 / VM8804 VS146 VE872 / VE873	First Modular Matrix Switch solution with Seamless Switch™ technology, ideal for video wall integration First SDI video splitter An active optical cable with exclusive ATEN AOC+™ technology
2015	<ul style="list-style-type: none"> ATEN Control System Serial Expansion Box 4 x 4 / 9 x 9 HDMI HDBaseT-Lite Matrix Switch 12-Port DP Video Wall Media Player 	VK2100 / VK6000 / App VK224 VM3404H / VM3909H VS1912	First control system First expansion box for ATEN Control System First HDBaseT-Lite matrix switch First media player
2016	<ul style="list-style-type: none"> Expansion Box Modular Matrix Series DisplayPort Splitter DisplayPort Extender 	VK236 / VK248 VM3200 VS192 / VS194 VE901	First DisplayPort Splitter First DisplayPort Extender

VanCryst™ = Vantage + Crystal
 The ATEN VanCryst™ range of professional Audio / Video systems delivers superior solutions that are flexible, easy to use, and give you the advantage of crystal clear audio and video quality.



The Distinguished Technologies of VanCryst™ Products

▶ Seamless Switch™

ATEN Seamless Switch™ technology features instantaneous video switching to deliver Full HD video powered by an exclusive seamless engine implemented at each output port. This high-performance engine processes A/V signals by executing EDID and HDCP handshakes simultaneously at both source and display ends, scaling inputs for the best output resolution while setting the output clock timing and using a frame buffer to retain input signal information for the fastest output. This innovative processing of high-speed signals contributes to continuous video streams, real-time switching and stable signal transmission.

Products : VM1600, VM3200, VM8514+VE805R, VM8804, VM8604, VM5404H, VM5808H, VM5404D, VM5808D, VM6404H, VM3404H+VE805R, VM3909H+VE805R

▶ Video Wall Integration with Scaler

A unique Scaler utilizing ATEN FPGA technology is built into ATEN's Seamless Switch™ Series to unify various video input signals and render optimum output resolutions on displays with uncompromised precision. Through an intuitive web GUI video wall profiles can be created with custom screen layouts for a wide range of pro-A/V applications. Integrating a video wall processor and matrix switching capability, these products simplify the installation process and contribute to cost-effective management.

Products : VM1600, VM3200, VM8514+VE805R, VM8804, VM8604, VM5404H, VM5808H, VM5404D, VM5808D, VM6404H, VM3404H+VE805R, VM3909H+VE805R

▶ AOC+™ (Active Optical Cable Plus)

AOC+™ is a technology that converts input signals into fiber optic signals between connectors over long distances. Using the EMI-free fiber optic cable as the medium between connectors to transmit signals, AOC+™ supports 3D and 4K resolutions in high bandwidth transmission over long distances. AOC+™ is fully compliant with HDMI standards and offers pure HDMI integration in high-speed transmission without sacrificing compatibility with standard electrical interfaces.

Products : VE872 / VE873 / VE874 / VE875

▶ 4K Support

4K resolution gives HDMI displays a major boost over current HDTV standards, with the upgrade in pixel count and picture quality providing a better all-around viewing experience. Along with the upgrade in picture quality, the launch of the VM6404H, an industry-first HDMI Matrix Switch with seamless 4K video switching, further fulfills the rising demand for digital content in 4K resolutions. ATEN is continuously launching new HDMI devices that establish the norm for implementing 4K resolutions in home theater integration and large commercial use.

Note: Supported 4K resolutions include UHD (3840x2160) and DCI (4096x2160), with refresh rates at 30 Hz (4:4:4) and 60 Hz (4:2:0).

Products : VS1814T, VS1818T, VS182A, VS184A, VS0108HA, VS481B, VE872 / VE873 / VE874 / VE875, VE801, VE802, VE812, VE813A, VE814, VM1600, VM3200, VM7514, VM8514, VM6404H, VM3404H, VM3909H, VM0404HA, VM0808HA, VS182B, VS184B, VC981, VC986 (VC981 and VC986 only support 3840x2160 @ 30 Hz)

A decorative background image showing a group of business professionals in a meeting. In the foreground, two men are shaking hands, with a woman smiling in the background. The image is faded and serves as a backdrop for the text.

▶ HDBaseT™ Technology

HDBaseT™ is a connectivity standard for whole-home and commercial distribution of uncompressed HD multimedia content. The cornerstone of HDBaseT™ technology is that it combines uncompressed Ultra HD video, audio, 100Mb Ethernet, power over cable and control signals through a single Cat 5e/6a cable. HDBaseT™ is optimized for professional A/V installations and provides a simple and cost-effective solution for transmitting Ultra HD signals up to 100 meters. ATEN's HDBaseT products are compatible with HDBaseT-certified projectors or displays manufactured by EPSON, NEC, Panasonic, Sony and many more.

Products : VS1814T, VS1818T, VM7514, VM8514, VE601, VE801, VE802, VE805R, VE812, VE813A, VE814, VE901, VM3404H, VM3909H

▶ ATEN Exclusive Video Compensation technology

ATEN's patented video compensation technology permits video signals to be transmitted over long distances more accurately, improving upon the previous design by minimizing inaccuracy from 10 m to only 1 m. This technology not only improves the brightness but also achieves a higher skew tolerance for our video extender products.

Products : VE500R/RQ, VE170R/RQ, VS1504, VS1508, VB552, VE200R, VE172R, VE200

▶ Deskew

ATEN's automatic and manual delay line synchronizing functions correct the color phase and time errors that occur when R/G/B video signals are sent long distances over Cat 5e/6 cables. ATEN's Deskew technology enables you to manually tune the R/G/B signals to ensure stable, high quality video in any extended video installation.

Products : VE500RQ, VE170RQ

▶ EDID Expert™

ATEN offers an extensive portfolio of pro-A/V products with selectable EDID modes to fulfill the requirements of different applications. In most cases where multiple video sources and displays or long-distance transmissions are demanded, the ATEN EDID Expert™ technology offers applicable EDID modes for selection that optimize the output capability throughout the installation for faster and very smooth video performance.

Products : VanCryst PRO models

(See more details about ATEN EDID modes on the next page.)



The Distinguished Technologies of VanCryst™ Products

▶ ATEN EDID Modes

The EDID Expert offers several EDID modes for selection, including **Default**, **Port 1**, **Auto**, **Remix**, **Learn**, and **Customized** modes, and each is defined as follows:

- **Default:** This mode applies ATEN's default EDID data to all video sources by default when the system is powered on.
- **Port 1:** This mode applies the EDID data read from port 1 to all video sources. The system will enforce Default EDID data to all sources if port 1 is not occupied.
- **Auto:** This mode reads mixed EDID data from all connected displays and generates the optimum EDID for all video sources. The system will automatically re-generate a new EDID whenever a device is plugged in.
- **Remix:** This mode reads mixed EDID data from all connected displays and generates the optimum EDID for all video sources. The system will not re-generate a new EDID when a device is plugged in, unless triggered by a pushbutton or commands.
- **Learn:** This mode applies the EDID data of a specific display to all video sources. The system will not re-generate a new EDID when a device is plugged in, unless triggered by a pushbutton or commands.
- **Customized:** This mode allows user-defined EDID configurations for optimum output.

▶ Supported Video Resolutions in Default Mode

Supported video resolutions in Default EDID mode may vary upon the type of interface connected:

HDMI

640x480 @ 60 Hz	1366x768 @ 60 Hz
640x480 @ 67 Hz	1400x900 @ 60 Hz
640x480 @ 72 Hz	1440x1050 @ 60 Hz
640x480 @ 75 Hz	1600x1200 @ 60 Hz
800x600 @ 56 Hz	1680x1050 @ 60 Hz
800x600 @ 60 Hz	1920x1080 @ 60 Hz
800x600 @ 72 Hz	1920x1200 @ 60 Hz
800x600 @ 75 Hz	480p
1024x768 @ 60 Hz	576p
1024x768 @ 70 Hz	720p 50Hz
1024x768 @ 75 Hz	720p 60Hz
1280x720 @ 60 Hz (Native)	1080i 50Hz
1280x800 @ 60 Hz	1080i 60Hz
1280x1024 @ 60 Hz	1080p 60Hz
1280x1024 @ 75 Hz	

DVI

640x480 @ 60 Hz	1280x720 @ 60 Hz (Native)
640x480 @ 67 Hz	1280x800 @ 60 Hz
640x480 @ 72 Hz	1280x1024 @ 60 Hz
640x480 @ 75 Hz	1280x1024 @ 75 Hz
800x600 @ 56 Hz	1366x768 @ 60 Hz
800x600 @ 60 Hz	1400x900 @ 60 Hz
800x600 @ 72 Hz	1440x1050 @ 60 Hz
800x600 @ 75 Hz	1600x1200 @ 60 Hz
1024x768 @ 60 Hz	1680x1050 @ 60 Hz
1024x768 @ 70 Hz	1920x1080 @ 60 Hz
1024x768 @ 75 Hz	1920x1200 @ 60 Hz

VGA

640x480 @ 60 Hz	1152x870 @ 75 Hz
640x480 @ 67 Hz	1280x800 @ 60 Hz
640x480 @ 72 Hz	1280x1024 @ 60 Hz
640x480 @ 75 Hz	1280x1024 @ 75 Hz
800x600 @ 56 Hz	1366x768 @ 60 Hz
800x600 @ 60 Hz	1400x900 @ 60 Hz
800x600 @ 72 Hz	1440x1050 @ 60 Hz
800x600 @ 75 Hz	1600x1200 @ 60 Hz
832x624 @ 75 Hz	1680x1050 @ 60 Hz
1024x768 @ 60 Hz (Native)	1920x1080 @ 60 Hz
1024x768 @ 70 Hz	1920x1200 @ 60 Hz
1024x768 @ 75 Hz	



Why Choose ATEN VanCryst™ Professional A/V Solutions?

30 Years of Experience

ATEN has been at the forefront of the data communication and connectivity industries since 1979 and has been an international leader in the entry - to mid-level KVM switch market for more than 30 years. Our ATEN Professional A/V Solutions have developed alongside our KVM expertise and now we are leveraging these enhanced video and control capabilities to expand further into this technology-intensive field. From our first video switch in 1993 to today's cutting-edge Media Distribution Solution, we have been continually creating, developing and expanding our video products range. Given ATEN's experience and expertise in video-related technologies, it simply makes sense to source your ATEN Professional A/V Solutions from us.

Flexible, Integrated Solutions

ATEN Professional A/V Solutions give you crystal clear images from all vantage points – at home, in the office, and in commercial, industrial, information and entertainment environments. We have a full range of components that can be leveraged in different ways to fulfill the needs of various industries. From switches and splitters to extenders and converters – our range of video products provide you with a multitude of flexible, integrated solutions for all video-related applications. From installers looking for components to specialized providers looking for total video solutions, there is an ATEN product to meet all your professional A/V needs. Why not let our vision become your advantage?

Quality Engineering

At ATEN, we employ engineers who are experts in their fields and provide them with an environment where they can thrive and give wings to their ideas. In return, our teams of resourceful and talented R&D professionals supply us with a continuous array of hi-tech video innovations that we are proud to supply to our customers. In addition to top quality engineering, every component is carefully selected and rigorously tested throughout the design and production process to ensure that ATEN only supplies video products of the highest quality where you can get the reliability and performance you demand.



Total Customer Satisfaction

Customer satisfaction has and always will be the number one priority at ATEN. To ensure this, excellence is pursued at every stage. We provide a constant stream of new products with innovative technologies. We can be relied upon for the highest quality manufacturing and for timely deliveries. We have a wealth of dedicated and talented sales service personnel, backed up by experienced technicians, who provide unparalleled customer support. All of this adds up to total customer satisfaction. We have a proven track-record of superlative after-sales and technical support for customers, re-sellers and partners across the board. There is no need to settle for less.

Exceptional Price Performance

One final reason to choose ATEN Professional A/V Solutions is the exceptional performance they offer at considerably lower prices than the majority of the competition. ATEN prices might not be the very lowest on the market, but they certainly offer the best price-to-value ratio in terms of quality, performance, and after-sales support. Dollar-for-dollar, ATEN Professional A/V Solutions outperform the competition. And the benefits of our know-how and high-tech automated manufacturing process are passed onto our customers who, in turn, are able to be competitive in their own markets. Get more for your money and reap the rewards with ATEN Professional A/V Solutions.

► New VanCryst PRO



To meet more sophisticated and advanced installation requirements, ATEN is introducing the VanCryst PRO product range to satisfy customers' needs. What makes the VanCryst PRO product line different is that it implements ATEN's exclusive video compensation technology that makes A/V transmissions more accurate. The VanCryst PRO range also includes complete solutions for different applications – from customized retail media to public information systems, to provide customers with flexible solutions in a wide range of installations.

| Contents

Simply Better Connections

Company Profile

ATEN Video Product Landmarks

The Distinguished Technologies of VanCryst™ Products

Why Choose ATEN VanCryst™ Professional A/V Solutions?

Contents

			I
			II
			IV
			VI
			X
			XII
ATEN Control System	1-2	Control Box	VK2100
	1-4	4-Port Serial Extension Box	VK224
	1-5	6-Port IR/Serial Expansion Box	VK236
	1-6	8-Channel Relay Expansion Box	VK248
	1-8	Configurator Software	Configurator
	1-9	Mobile App	ATEN Control System Mobile App
Modular Matrix Solution Series	2-2	32 x 32 Modular Matrix Switch	VM3200
	2-4	16 x 16 Modular Matrix Switch	VM1600
	2-6	4-Port HDBaseT Input Board / 4-Port HDBaseT Output Board	VM7514 / VM8514
	2-8	4-Port HDMI Input Board / 4-Port HDMI Output Board with Scaler	VM7804 / VM8804
	2-9	4-Port DVI Input Board / 4-Port DVI Output Board with Scaler	VM7604 / VM8604
	2-10	4-Port 3G-SDI Input Board	VM7404
	2-11	4-Port VGA Input Board	VM7104
Media Matrix Solution Series	3-2	8 x 8 Cat 5 A/V Matrix Switch / 16 x 16 Cat 5 VGA/Audio Matrix Switch	VM0808T / VM1616T
	3-4	VGA/Audio/RS-232 Cat 5 Transmitter / Receiver with Auto Compensation	VE500T/R/RQ
Media Distribution Solution Series	4-2	4/8-Port HDMI HDBaseT Splitter (HDBaseT Class A)	VS1814T / VS1818T
	4-4	HDMI HDBaseT-Lite Receiver (4K@40m)(HDBaseT Class B)	VE801R
	4-5	HDMI HDBaseT Receiver (4K@100m) (HDBaseT Class A)	VE812R
	4-6	4/8-Port HDMI Over Cat 5 Splitter	VS1804T / VS1808T
	4-7	HDMI Cat 5 Repeater (1080p@40m)	VB802
	4-8	HDMI Cat 5 Receiver (1080p@40m)	VE800AR
	4-9	4/8-Port VGA/Audio/RS-232 Cat 5 Splitter	VS1504T / VS1508T
	4-10	VGA/Audio/RS-232 Cat 5 Repeater with Dual Output (1600 x 1200@150m)	VB552
	4-11	VGA/Audio/RS-232 Cat 5 Receiver with Dual Output (1280 x 1024@200m)	VE200R
	4-12	4/8-Port VGA/Audio Cat 5 Splitter	VS1204T / VS1208T
	4-14	VGA/Audio Cat 5 Receiver with Cascade (1280 x 1024@150m)	VE172R
	4-15	VGA/Audio Cat 5 Receiver (1024 x 768@300m) VGA/Audio Cat 5 Receiver with Deskew (1280 x 1024@300m)	VE170R / VE170RQ
Video Matrix Switches	5-2	4 x 4 / 9 x 9 HDMI HDBaseT-Lite Matrix Switch	VM3404H / VM3909H
	5-4	4 x 4 4K HDMI Matrix Switch with Scaler	VM6404H
	5-5	4 x 4 / 8 x 8 HDMI Matrix Switch with Scaler	VM5404H / VM5808H
	5-6	4 x 4 4K HDMI Matrix Switch	VM0404HA
	5-7	8 x 8 4K HDMI Matrix Switch	VM0808HA
	5-8	2 x 2 HDMI Matrix Switch	VM0202H
	5-9	4 x 4 / 8 x 8 DVI Matrix Switch with Scaler	VM5404D / VM5808D
	5-10	4 x 4 VGA/Audio Matrix Switch	VM0404
	5-11	8 x 8 VGA/Audio Matrix Switch	VM0808
	5-12	2 x 2 VGA/Audio Matrix Switch	VS0202

Video Switches	6-2	3-Port HDMI Switch	VS381
	6-3	4-Port HDMI Switch	VS481 _A
	6-4	4-Port 4K HDMI Switch	VS481 _B
	6-5	8-Port HDMI Switch	VS0801H
	6-6	4-Port HDMI Switch with Dual Output	VS482
	6-8	2/4-Port DVI/Audio Switch	VS261 / VS461
	6-9	2/4-Port VGA/Audio Switch	VS0201 / VS0401
	6-10	8-Port VGA/Audio Switch with Auto Switching	VS0801 _A
	6-11	2-Port VGA Switch Wall Plate	VS201
	6-12	2/4-Port VGA Switch	VS291 / VS491
	6-13	8-Port VGA Switch with Auto Switching	VS881
Video Splitters	7-2	12-Port DP Video Wall Media Player	VS1912
	7-4	2/4-Port True 4K HDMI Splitter	VS182B / VS184B
	7-5	2/4/8-Port 4K HDMI Splitter	VS182A / VS184A / VS0108HA
	7-6	2/4-Port 4K DisplayPort Splitter	VS192 / VS194
	7-7	2/4-Port DVI Dual Link/Audio Splitter	VS172 / VS174
	7-8	2/4-Port DVI/Audio Splitter	VS162 / VS164
	7-9	6-Port 3G-SDI Splitter	VS146
	7-10	2/4/8-Port VGA/Audio Splitter (450MHz)	VS0102 / VS0104 / VS0108
	7-11	16-Port VGA/Audio Splitter (250MHz)	VS0116
	7-12	2/4/8-Port VGA Splitter (450MHz)	VS132 _A / VS134 _A / VS138 _A
	7-13	2/4/8-Port VGA Splitter (350MHz)	VS92A / VS94A / VS98A
	7-14	2-Port VGA Splitter Wall Plate (350MHz)	VS132
	7-15	2-Port VGA Splitter Wall Plate (250MHz)	VS102
	7-16	2/4/8-Port VGA Splitter Wall Plate (Plastic) (250MHz)	VS82 / VS84 / VS88
Video Extenders, Video Enhancers	8-3	HDMI HDBaseT-Lite Extender (4K@40m) (HDBaseT Class B)	VE801
	8-3	HDMI HDBaseT-Lite Extender with POH (4K@40m) (HDBaseT Class B)	VE802
	8-4	HDMI HDBaseT-Lite Receiver with Scaler (1080p@70m) (HDBaseT Class B)	VE805R
	8-5	HDMI HDBaseT Extender (4K@100m) (HDBaseT Class A)	VE812
	8-6	HDMI/USB HDBaseT Extender (4K@100m) (HDBaseT Class A)	VE813A
	8-7	HDMI HDBaseT Extender with Dual Output (4K@100m) (HDBaseT Class A)	VE814
	8-8	4K HDMI Active Optical Cable	VE872 / VE873 / VE874 / VE875
	8-10	HDMI Optical Extender	VE882 / VE892
	8-11	HDMI Wireless Extender (1080p@30m)	VE809
	8-12	5x2 HDMI Wireless Extender (1080p@30m)	VE829
	8-14	Multicast HDMI Wireless Extender (1080p@30m)	VE849
	8-16	HDMI Dongle Wireless Extender (1080p@10m)	VE819
	8-17	HDMI Cat 5 Extender (1080p@40m)	VE800A
	8-18	HDMI/USB Cat 5 Extender (1080p@40m)	VE803
	8-19	HDMI/IR Cat 5 Extender (1080p@40m)	VE810
	8-20	HDMI/Audio Cat 5 Extender Wall Plate (US) (1080p@40m)	VE806
	8-22	DisplayPort HDBaseT-Lite Extender (4K@40m)	VE901

| Contents

Video Extenders, Video Enhancers	8-23	DVI HDBaseT-Lite Extender (1080p@70m) (HDBaseT Class B)	VE601
	8-24	Mini DVI Cat 5 Extender (1920 x 1200@15m)	VE066
	8-25	DVI/Audio Extender (1920 x 1200@40m)	VE600A
	8-26	DVI Dual Link/Audio Cat 5 Extender (2560 x 1600@40m)	VE602
	8-27	DVI/Audio Cat 5 Extender Wall Plate (US) (1920 x 1200@40m)	VE606
	8-28	VGA/Audio Cat 5 Extender Wall Plate (US) (1280 x 1024@150m)	VE156
	8-29	Mini VGA/Audio Cat 5 Extender (1280 x 1024@150m)	VE022
	8-30	VGA Cat 5 Extender (1280 x 1024@150m)	VE150A
	8-31	VGA/Audio Cat 5 Extender (1024 x 768@300m)	VE170 / VE170Q
	8-32	VGA/Audio/RS-232 Cat 5 Extender with Dual Output (1280 x 1024@200m)	VE200
	8-33	DVI Booster (1920 x 1200@30m)	VE560
	8-34	VGA Booster (1280 x 1024@70m)	VB100
	8-35	True 4K HDMI Booster (4K@40m)	VB800
Video Converter	9-2	HDMI to 3G-SDI/Audio Converter	VC840
	9-3	HDMI to VGA/Audio Converter with Scaler	VC812
	9-4	HDMI to VGA Converter	VC810
	9-5	3G-SDI to HDMI/Audio Converter	VC480
	9-6	VGA/Audio to HDMI Converter with Scaler	VC182
	9-7	VGA/Audio to HDMI Converter	VC180
	9-8	VGA to DVI Converter	VC160A
	9-9	Mini DisplayPort / DisplayPort to 4K HDMI Active Adapter	VC981 / VC986
	9-10	DisplayPort to VGA/DVI/HDMI Adapter	VC925 / VC965 / VC985
	9-11	Mini DisplayPort to VGA/DVI/HDMI Adapter	VC920 / VC960 / VC980
	9-12	HDMI Repeater Plus Audio De-embedder	VC880
	9-14	VGA/DVI/HDMI EDID Emulator	VC010 / VC060 / VC080
	9-15	VGA EDID Emulator	2A-130G
Multi-View KVMP Switch	10-1	4-Port USB DVI Multi-View KVMP™ Switch	CM1164
Cables	11-1	305M Low Skew Cat 5e Cable	2L-2801
	11-2	305M Shielded Digital Video Extension Cable	2L-2901
	11-3	More Cables	
Accessories	12-1	LockPro™ – HDMI Cable Lock	2X-EA12
	12-1	Accessories Table	

Products

From switches and splitters to extenders and converters, ATEN VanCryst™ products provide you with the components to build a multitude of flexible integrated solutions for all video-related applications.

Incorporating all current video interfaces and extensive audio support, ATEN VanCryst™ solutions allow you to seamlessly transition to the highest resolution. ATEN VanCryst™ video products always deliver the ultimate visual experience.

- ATEN Control System
- Modular Matrix Solution Series
- Media Matrix Solution Series
- Media Distribution Solution Series
- Video Matrix Switches
- Video Switches
- Video Splitters
- Video Extenders / Video Enhancers
- Video Converters
- Multi-View KVMP Switch
- Cables

ATEN Control System

The ATEN Control System is a standard Ethernet-based management system that connects all the hardware devices in a room or large facility to provide centralized control directly and effortlessly from a mobile device and tablet computer.

The ATEN Control System can easily deploy into an existing installation and integrate seamlessly with ATEN VanCryst pro-A/V products, A/V equipment, lighting systems, air conditioning, motion sensors, power switches and much more.

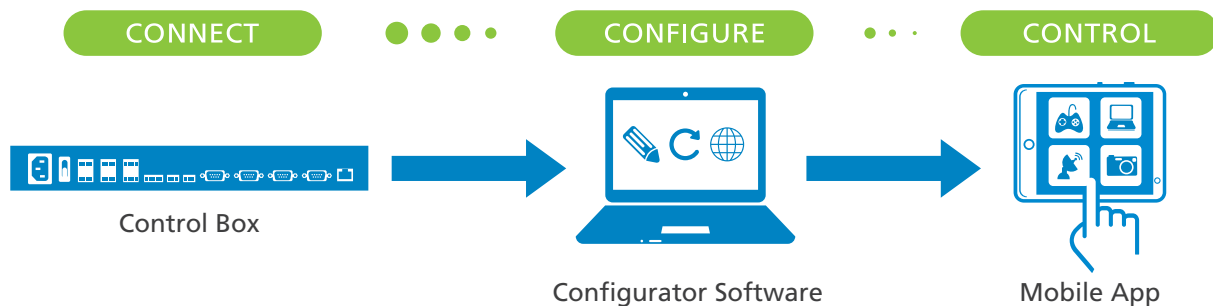
The ATEN Control System is perfectly applicable in meeting rooms, conference centers, boardrooms, classrooms or any room that requires collaboration of a variety of hardware devices through a streamlined management with optimum efficiency and performance.

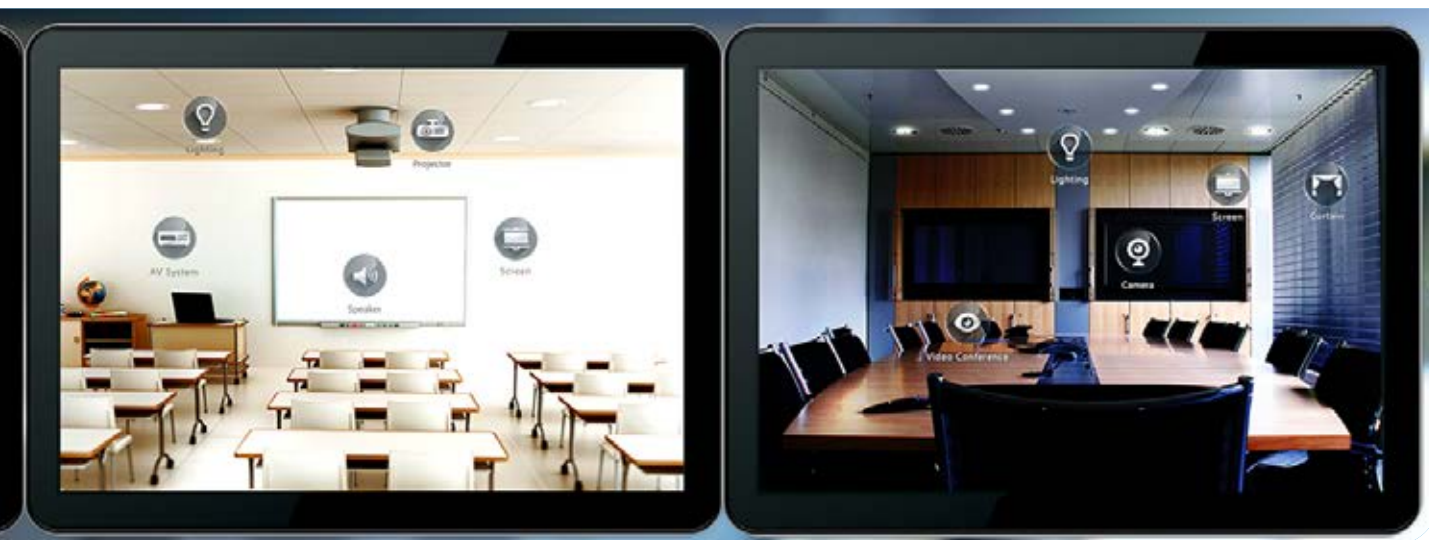


How to Deploy the ATEN Control System?

No matter how large the room or how complicated the hardware, deploying the ATEN Control System can be completed in 3 easy steps:

- CONNECT all hardware to the Control Box.
- CONFIGURE system settings with the Configurator software.
- CONTROL the hardware from a tablet computer via the mobile App.





- **Expandable Device Database**

The ATEN Library is comprised of 10,000+ device drivers and the complete line of ATEN VanCryst product drivers built into the system, making hardware installations as easy as plug-n-play. This extensive library can also grow by adding new devices to the existing database. Expandable and manageable, the ATEN Library is beneficial and efficient in any installation regardless of scope or size.

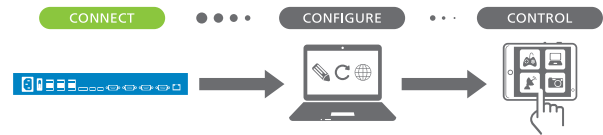
- **Simplified Setup**

Once all the hardware is connected to the Control Box, the ATEN Configurator software will have your installation ready to control in only 4 steps: Start Project > Configure Devices > Create Viewer > Upload Profile. Using the ATEN Control System mobile app via a GUI that is designed by you, control over every room can be customized using simple, pre-defined commands and macros, eliminating the need for intricate coding.

- **Control Mobility**

System control can start with one room and scale into multiple rooms – in the same area or across regions. Toggling between profiles on an iOS, Android, or Windows mobile device facilitates control of different rooms with simple point-n-tap operations. In addition, multiple mobile devices can be authorized with access to control the same room or multiple rooms, depending on your software license. This framework is beneficial as system control can respond promptly in any room, providing you with mobility and enhanced security.

VK2100 Control Box



Features


- Supports various connecting interfaces, including:
 - 6 x Serial port
 - 4 x IR / Serial port
 - 4 x Relay channel
 - 4 x I/O channel
 - 1 x Ethernet port
- 1 x USB port for easy profile upload
- IR Learning function for adding IR device drivers
- Easy system settings via the web GUI
- LED indication for hardware status and active messages



LED indication for hardware status and active messages



4 DC outputs provide a power supply of 24 W max



Specifications

Function		VK2100
Interface	Serial	4 x Programmable Bi-directional RS-232/422/485 Ports (4 x DB9 Male Connector, configurable via pin assignments); Baud Rate: 300 to 115200 (default: 9600); Data Bit: 8 (default) or 7; Stop Bit: 1 (default) or 2; Parity: None (default), Even or Odd; Flow Control: None (default) or RTS / CTS
		2 x Bi-directional RS-232 Port (2 x 3-Pole Terminal Block Connector); Baud Rate: 300 to 115200 (default: 9600); Data Bit: 8 (default) or 7; Stop Bit: 1 (default) or 2; Parity: None (default), Even or Odd
	IR / Serial	4 x Programmable IR / Uni-directional RS-232 Port (2 x 4-Pole Terminal Block Connector); IR: TTL level (0 to 5 V) Carrier Frequency: 10KHz~455KHz; Serial: Uni-directional RS-232 (+ - 5 V) Baud Rate: 300 to 115200 (default: 9600); Data Bit: 8 (default) or 7; Stop Bit: 1 (default) or 2; Parity: None (default), Even or Odd
	I/O	4 x Programmable Digital Input / Output Channel (1 x 5-Pole Terminal Block Connector); Digital Output: 250 mA sink from 12 VDC Digital Input: VDC Mode Input Voltage Range: 0 to 24 VDC; Programmable Range: 1 to 24 VDC; Dry Contact Mode Pull-up 2k ohms to + 12 VDC
	Relay	4 x Relay Channel (2 x 4-Pole Terminal Block Connector); Normally open, isolated Relays; Contact Rating: Max 24 VDC, 2A
	VDC	4 x 12 VDC Output Port (2 x 4-Pole Terminal Block Connector); Power Supply: 12 VDC, 2A Max (shared by 4 ports)
Switch	Ethernet	1 x RJ-45 Female, 10/100Base-T Supported Protocol: ICMP, TCP/IP, DHCP, HTTPS, SSH DHCP-enabled. The following default IP settings will be used if no IP is assigned within 30 seconds: IP: 192.168.0.60 Subnet Mask: 255.255.255.0
	Controller ID	1 x 16-segment Switch
Power		1 x On / Off Switch
IR Learning		1 x IR Receiver LED
Reset Button		1 x Semi-recessed Pushbutton
USB		1 x USB Type A
Power	Consumption	40 Watt
	IP Rating	100-240 VAC, 50-60 Hz
Environment	Operating Temperature	0–50 °C
	Storage Temperature	–20–60 °C
	Humidity	0-80% RH, Non-condensing
Physical Properties	Housing	0–40 °C
	Weight	–20–60 °C
	Dimensions	0–80% RH, Non-Condensing
Physical Properties	Housing	Metal
	Weight	2.64 kg
	Dimensions (L x W x H)	43.72 x 16.32 x 4.40 cm

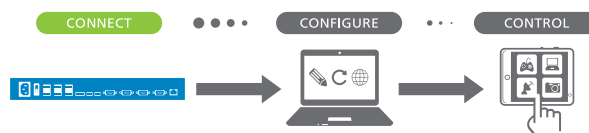
Included Accessories

	VK2100
Rack Mount Kit	•
Terminal Blocks	•
Foot Pads	•

Optional Accessories

Description	Part No. / Spec.	Page No.
IR Transmitter Cable (1.8 m)	2XRT-0004G	12-1
4-Port Serial Expansion Box	VK224	1-4
6-Port IR/Serial Expansion Box	VK236	1-5
8-Channel Relay Expansion Box	VK248	1-6
DB9-F to RJ45-F Adaptor	SA0141	
RJ45-F to DB9-M Adaptor	SA0145	

VK224 4-Port Serial Expansion Box



Front



Rear



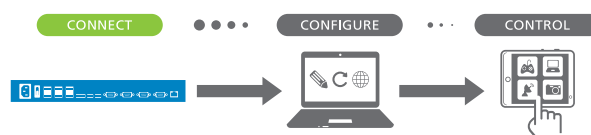
Specifications

Function		VK224
Interface	Serial	4 x Programmable Bi-directional RS-232 / 422 / 485 Port (4 x DB9 Male Connector, configurable via pin assignments); Baud rate: 300 to 115200 (default:9600) Data bit: 8 (default) or 7 Stop bit: 1 (default) or 2 Parity: None (default) or even, odd Flow Control: None (default) or RTS/CTS Note: RS-232 Pin2: RX / Pin3: TX / Pin 5: GND / Pin 7: RTS / Pin 8: CTS RS-422 Pin 1:RX- / Pin 2: RX+ / Pin 3: TX+ / Pin 4: TX- / Pin 5: GND RS-485 Pin3: D+ / Pin 4: D-
	Ethernet	1 x RJ45 Female, 10/100 Base-T Supported Protocol: ICMP, TCP/IP, DHCP, HTTPS, SSH DHCP-enabled. The following default IP settings will be used if no IP is assigned within 30 seconds: IP: 192.168.0.60 Subnet Mask: 255.255.255.0
Switch	Controller ID	1 x 16-segment Switch
	Expansion Box	1 x 8-segment switch
Reset Button		1 x Semi-recessed Pushbutton
USB		1 x USB Type A (Firmware upgrade only)
Power	Connectors	1 x DC Jack
	Consumption	5 VDC 1.2 A
Environment	Operating Temperature	0–50 °C
	Storage Temperature	–20–60 °C
	Humidity	0-80% RH, Non-condensing
Physical Properties	Housing	Metal
	Weight	0.46 kg
	Dimensions (L x W x H)	13.00 x 7.61 x 4.40 cm

Included Accessories

	VK224
Power Adaptor	•
Terminal Blocks	•
Mounting Kit	•

VK236 6-Port IR/Serial Expansion Box



Front



Rear



Features

- Provides 6 IR/Serial ports to expand the ATEN Control System
- Up to eight VK236 expansion boxes can be added to a single Control Box
- Flexible Deployment: Connects to a Control Box via an Ethernet connection
- ID Switch pairs the VK236 with a controller to instantly configure the network settings
- **Supports Power over Ethernet (PoE) or DC power supply**
- Firmware upgradable through USB or Web interface

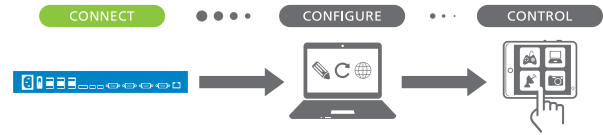
Specifications

Function		VK236
Interface	IR / Serial	6 x Programmable IR / Uni-directional RS-232 Port (6 x 2-Pole Terminal Block Connector) IR: TTL level (0 to 5 V) Carrier Frequency: 10KHz~455KHz; Serial: Uni-directional RS-232 (+ - 5 V) Baud Rate: 300 to 115200 (default: 9600); Data Bit: 8 (default) or 7; Stop Bit: 1 (default) or 2; Parity: None (default), Even or Odd
	Ethernet	1 x RJ-45 Female, 10/100 Base-T Supported Protocol: ICMP, TCP/IP, DHCP, HTTPS, SSH DHCP-enabled. The following default IP settings will be used if no IP is assigned within 30 seconds: IP: 192.168.0.60 Subnet Mask: 255.255.255.0
Switch	Controller ID	1 x 16-segment Switch
	Expansion Box	1 x 8-segment switch
Reset Button		1 x Semi-recessed Pushbutton
USB		1 x USB Type A (Firmware upgrade only)
Power	Consumption	5 VDC, 8 W (adapter); 48 VDC, 10.5 W (PoE, PoE 802.3 AF/AT compatibility)
Environment	Operating Temperature	0–50 °C
	Storage Temperature	–20–60 °C
	Humidity	0-80% RH, Non-condensing
Physical Properties	Housing	Metal
	Weight	0.45 kg
	Dimensions (L x W x H)	13.00 x 7.60 x 4.20 cm

Included Accessories

	VK236
Power Adaptor	•
Terminal Blocks	•
Mounting Kit	•

VK248 8-Channel Relay Expansion Box



Front



Rear



Features

- Provides 8 relay channels to expand the ATEN Control System
- Up to eight VK248 expansion boxes can be added to a single Control Box
- Flexible Deployment: Connects to a Control Box via an Ethernet connection
- ID Switch pairs the VK248 with a controller to instantly configure the network settings
- **Provides DC power to power an AC relay module or other device**
- **Supports Power over Ethernet (PoE) or DC power supply**
- Firmware upgradable through USB or Web interface

Specifications

Function		VK248
Interface	Relay	8 x normally open relays (8 x 2-pole terminal block) Contact Rating: Max 24 VDC, 2A
	Ethernet	1 x RJ-45 Female, 10/100 Base-T Supported Protocol: ICMP, TCP/IP, DHCP, HTTPS, SSH DHCP-enabled. The following default IP settings will be used if no IP is assigned within 30 seconds: IP: 192.168.0.60 Subnet Mask: 255.255.255.0
Switch	Controller ID	1 x 16-segment Switch
	Expansion Box	1 x 8-segment switch
Reset Button		1 x Semi-recessed Pushbutton
USB		1 x USB Type A (Firmware upgrade only)
Power	Consumption	5 VDC, 10 W (Adapter); 48 VDC, 13 W (PoE, PoE 802.3 AF/AT compatibility)
	Output	12 VDC, 300 mA
Environment	Operating Temperature	0–50 °C
	Storage Temperature	–20–60 °C
	Humidity	0-80% RH, Non-condensing
Physical Properties	Housing	Metal
	Weight	0.65 kg
	Dimensions (L x W x H)	20.00 x 7.58 x 4.20 cm

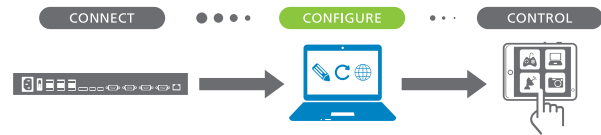
Included Accessories

	VK248
Power Adaptor	•
Terminal Blocks	•
Mounting Kit	•

Expandable Solution > with VK2100 Controller and Expansion Boxes (VK224+VK236+VK248)



Configurator Software



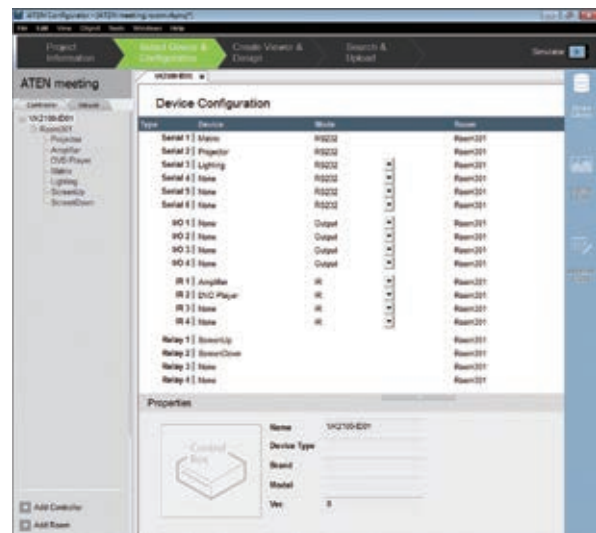
Features

- Simple profile setup in 4 easy configuration steps via intuitive GUI
- Customizable GUI design and control operations
- Built-in Database Generator Software to create and manage device drivers
- Built-in ATEN Library comprising 10,000+ device drivers and complete ATEN VanCryst product drivers
- Test tool to verify commands in action before uploading the profile to the Control Box
- Simulator to simulate and review the customized GUI before uploading the profile to the Control Box

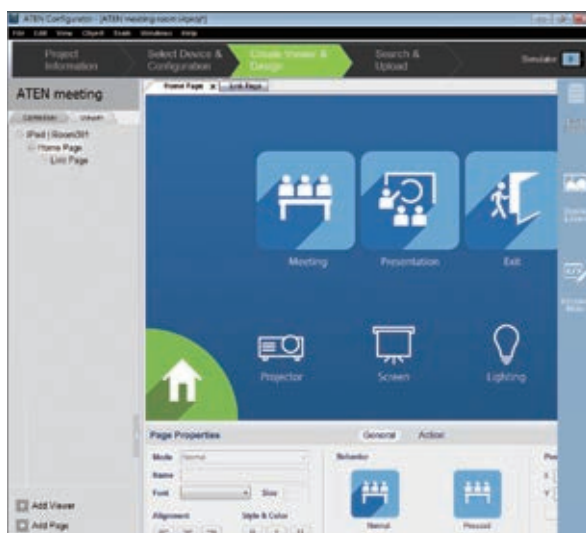
1 Start Project



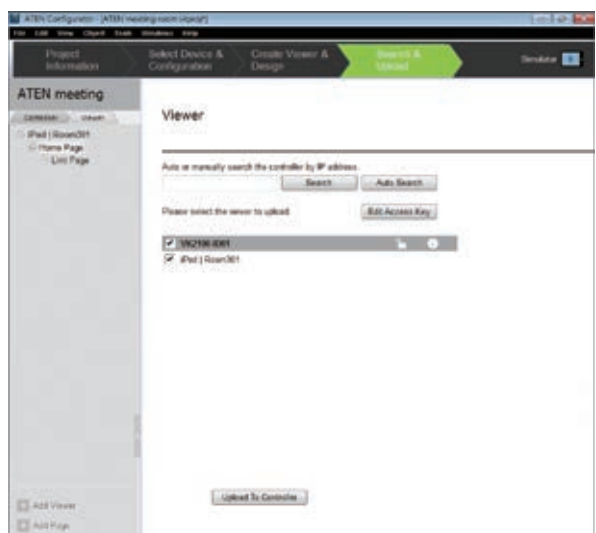
2 Configure Device



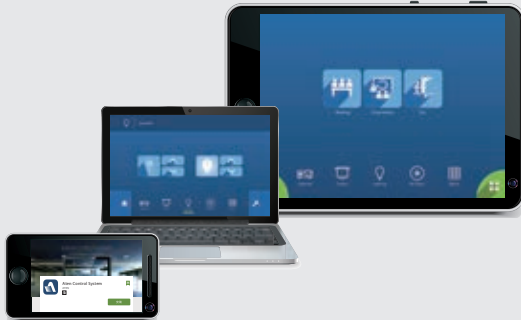
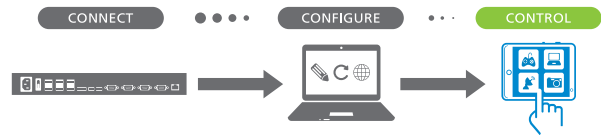
3 Create Viewer



4 Upload Profile



Mobile App



ATEN Control System Mobile App



Android



iOS

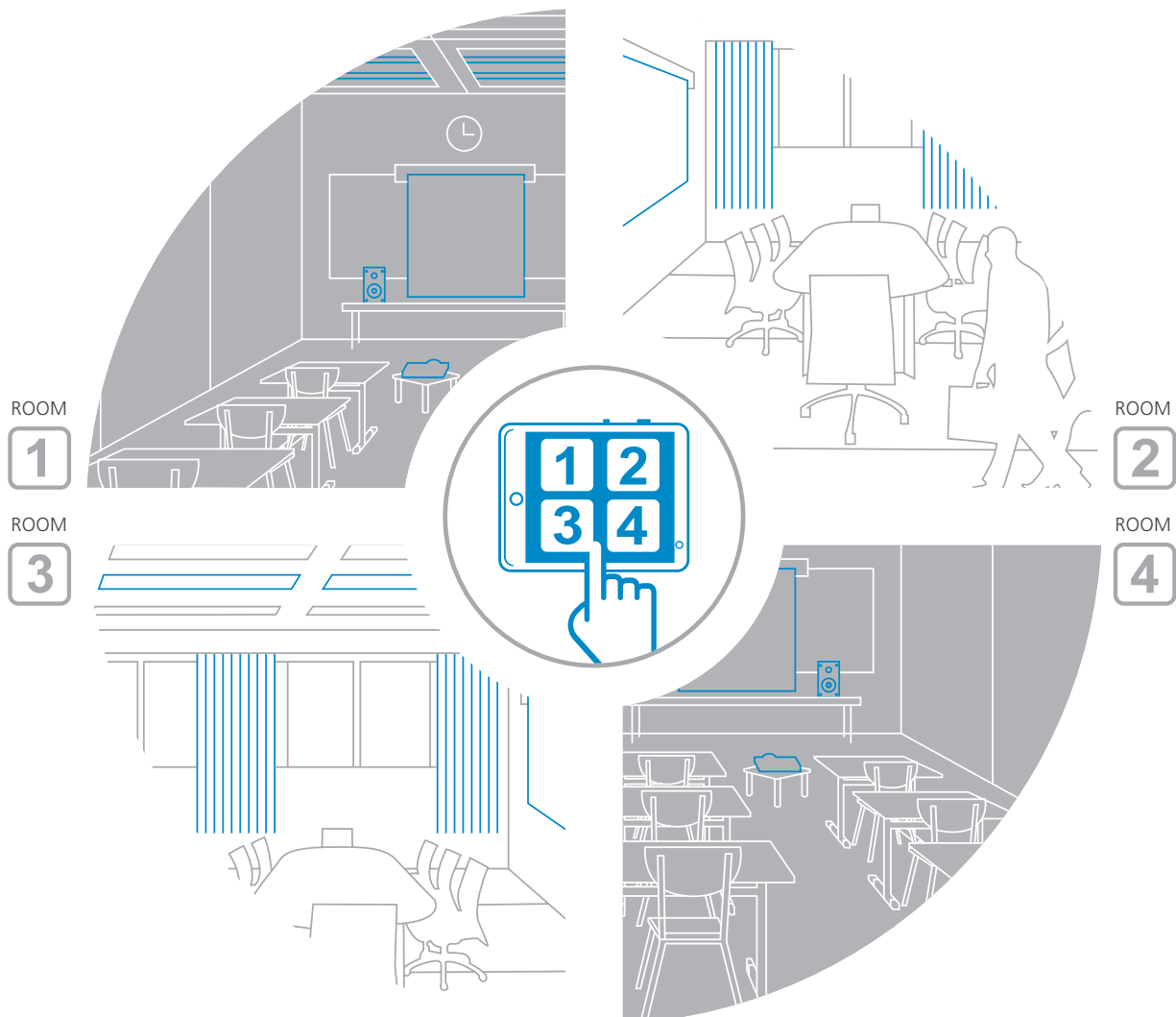


Windows

Features

- Allows administrators to centrally control multiple rooms via different profiles on a single mobile device
- Restricted user access to profiles via password authentication
- Synchronization of system controls amongst multiple mobile devices


Multi-Room Control > Central Administration



Modular Matrix Solution Series

- VM1600 / VM3200 - Modular Matrix Switch
- VM7514 / VM8514 - HDBaseT Input / Output Board
- VM7104 - VGA Input Board
- VM7804 / VM8804 - HDMI Input / Output Board
- VM7604 / VM8604 - DVI Input / Output Board
- VM7404 - 3G-SDI Input Board

The ATEN VanCryst™ Modular Matrix Solution is a solution that incorporates the VM1600 / VM3200 16 x16 / 32 x 32 Modular Matrix Switch with modular input and output boards, that include the VM7514 / VM8514 HDBaseT I/O Boards, VM7804 / VM8804 HDMI I/O Boards, VM7604 / VM8604 DVI I/O Boards, VM7104 VGA Input Board and VM7404 3G-SDI Input Board. The VE805R HDMI HDBaseT-Lite Receiver with Scaler, is an optional component that is recommended for use with the VM8514 to perform Seamless Switch and video wall functions. The modular matrix switch routes and distributes audio and video signals with several convenient ways to access and control the connections: locally using the front-panel pushbuttons or RS-232 / RS-485 / RS-422 serial ports, and remotely over a network using the browser-based interface.



With a built-in scaler, the modular matrix switch can integrate different video input and output interfaces and encodes the various formats to provide seamless and real-time switching while ensuring stable signal transmission. Broadening the A/V system in one chassis, the modular matrix switch is easily expandable and accommodates up to 16 hot-swappable I/O boards. The ATEN VanCryst™ Modular Matrix Solution is ideal for use in conferences, training rooms, trade shows, security or any applications requiring large-scale A/V setups.

Combination	Matrix Switch	VM1600 / VM3200				
	Input Board	VM7514	VM7804	VM7604	VM7104	VM7404
	Output Board	VM8514	VM8804	VM8604		
Interface		HDBaseT (RJ-45)	HDMI	DVI	VGA	3G-SDI
Max Video Resolution		4K@60 Hz (4:2:0); 4K@30 Hz (4:4:4)***	1920 x 1080	1920 x 1200	1920 x 1200	SD: 625i (PAL) / 525i (NTSC) HD / 3G: Up to 1920 x 1080
Max Distance		100 m***	15 m	5 m	1.8m	SD: 300 m HD: 150 m 3G: 100 m
Audio		N/A	.*	•	•	•
Scaler Support		VM8514 + VE805R**	VM8804	VM8604	N/A	N/A
Seamless Switch		VM8514 + VE805R**	VM8804	VM8604	N/A	N/A
Video Wall		VM8514 + VE805R**	VM8804	VM8604	N/A	N/A

Note : * HDMI audio signals can be extracted into stereo audio. Stereo audio can be embedded into HDMI audio.

** For the VM8514, the Seamless Switch™, scaler and video wall functions are only available when used with the VE805R.

*** Supported resolution and distance may vary depending on which HDBaseT extender is used.



- **Smooth and Seamless Viewing Experience**

Certain output boards and receivers feature a seamless engine implemented at each output port to perform continuous video streams, real-time switching and stable signal transmissions. It is capable of high-speed switching between input ports.

- **Perfect Video-Wall Integration with Scaler**

The modular matrix switch is equipped with video wall and scaler functionalities that ensure all input sources are processed. The scaler also guarantees that all video content is delivered across all screens with no delays or signal loss. The video wall functionality allows you to customize display layouts using the intuitive web GUI which has won the Red Dot Interface Design award. Through a profile setup multiple screens can be configured to form one large display in various physical layouts, to see "what you want, how you want it".

- **Modular Matrix Design and Flexible I/O Routing**

The Modular Matrix Switch solution, encompassing hot-pluggable I/O boards, allows video sources of any interface type to be routed independently to target destination displays of any interface, making it easy and flexible to cross play video in any matrix. The modular matrix switch offers several access and control options – including front-panel pushbuttons, RS-232 / RS-485 / RS-422 serial connectivity, and a browser based web interface.

- **Hot-pluggable Modular Fan and Redundant Power**

Overheating slows down device performance significantly and can result in equipment breaking down mid-operation. The modular matrix switch is equipped with a hot-pluggable fan module to ensure that a cooling system is always in place and working, as well as two power slots that can connect to two different power supplies. When the primary power shuts down, the secondary power supply can automatically take over.

- **HDBaseT™ Technology**

HDBaseT™ is a connectivity standard for home and commercial distribution of uncompressed HD multimedia content. The cornerstone of HDBaseT™ technology is that it combines uncompressed Ultra HD video, audio, 100Mb Ethernet, power over cable and control signals through a single Cat 6/6a cable. HDBaseT™ is optimized for professional A/V installations and provides a simple and cost-effective solution for transmitting Ultra HD signals up to 100 meters. ATEN's HDBaseT products are compatible with HDBaseT-certified projectors or displays manufactured by EPSON, NEC, Panasonic, Sony and many more.

- **Audio Separation**

The modular matrix switch provides the capability to separate audio signals from their corresponding video signals, including both HDMI-extracted audio and embedded stereo audio. This allows the audio and video signals from one source device to be switched and sent out to different destinations.

Note: 1. The features highlighted above are not available in all products. Please refer to each product page for more details.

2. Product information is subject to change without prior notice.



reddot award 2015
winner interface design

VM3200 32 x 32 Modular Matrix Switch

RS-232/485/422
Control

EDID

FPGA
Design

Front



Rear



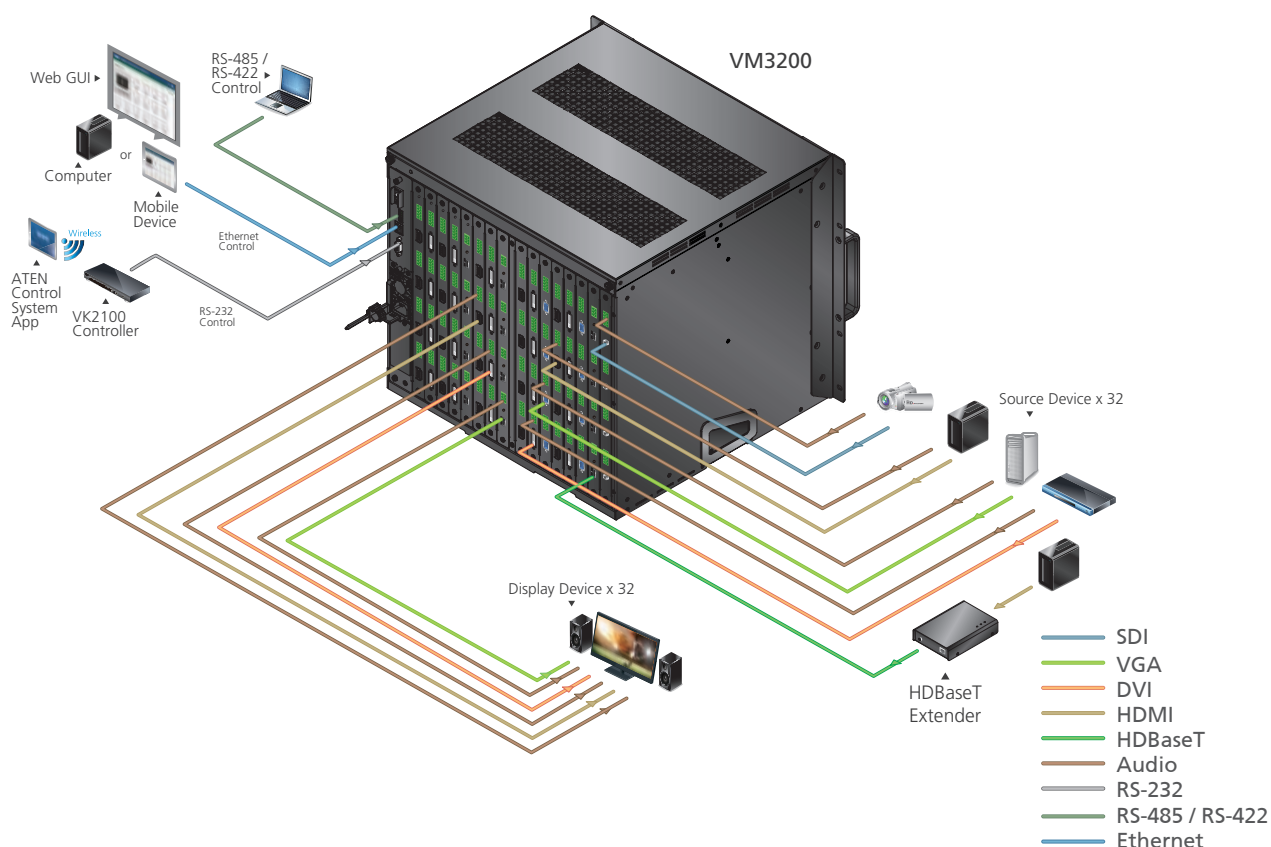
*The I/O boards need to be purchased separately.

Features

- 32 x 32 connections via 8 x 8 I/O modular matrix board slots
- Supports redundant power module to prevent power outages
- Multiple Control Methods – system management via front-panel pushbuttons, RS-232 / RS-485 and Ethernet connections
- **Scaler** – features a video scaling function to integrate a video wall seamlessly with various output video formats*
- **Seamless Switch™** – features close-to-zero second switching that provides continuous video streams, real-time switching and stable signal transmissions*
- **Video Wall** – allows you to create custom video wall layouts via intuitive web GUI*
- **EDID Expert™** – selects optimum EDID settings for smooth power-up, high-quality display and use of the best resolution across different screens
- **Live Streaming** – supports single source live streaming via web GUI for convenient evaluation of display output
- **Content and Layout Preview** – displays thumbnails of source media in web GUI, simplifying profile configuration
- **Advanced Scheduling** – improves efficiency and saves costs by allowing media playback to be set based on time and date
- Firmware upgradeable via web
- Rack-mountable (9U design)

Note: *The availability of these features depends on which I/O board is inserted.

Setup > VM3200 + VM7804 / VM8804 + VM7514 / VM8514 VM7604 / VM8604 + VM7104 + VM7404



Specifications

Function		VM3200
Board Input		8 x Slot
Board Output		8 x Slot
Video	Max. Data Rate	15.2 Gbps (3.8 Gbps per Lane)
Control	RS-232	Connector: 1 x DB-9 Female (Black) Serial Control Pin Configurations: Pin2 = Tx, Pin 3=Rx, Pin 5= Gnd Baud Rate and Protocol: Baud Rate:19200, Data Bits:8, Stop Bits:1, Parity: No, Flow Control: No
	RS-485 / RS-422	Connector: 1 x Captive Screw Connector, 5 Pole
	Ethernet	Connector: 1 x RJ-45 Female
EDID Settings		EDID Mode: Default / Port1 / Remix / Customized (See page VIII for definition of each EDID mode)
Power	Connectors	1 x 3-Prong AC Socket
	I/P Rating	100-240 VAC; 47-63Hz; 4-8A
	Consumption	TBD
Environmental	Operating Temperature	0–40 °C
	Storage Temperature	-20–60 °C
	Humidity	0–80% RH, Non-Condensing
Physical Properties	Housing	Metal
	Weight	18.96 kg (chassis only)
	Dimensions (W x D x H)	48.20 x 47.19 x 39.90 cm (9U)
Carton Lot		1 pc

Required I/O Board

Description	Part No. / Spec.	Page No.
HDBaseT Input / Output Board	VM7514 / VM8514	2-6
HDMI Input / Output Board	VM7804 / VM8804	2-8
DVI Input / Output Board	VM7604 / VM8604	2-9
VGA Input Board	VM7104	2-11
3G-SDI Input Board	VM7404	2-10

Included Accessories

	VM3200
Power Cord	•
Terminal Block	•

Rack Mount Kits (Optional)

Easy Installation Rack Mount Kit	Rack Depth
2X-034G (Short)	41 to 72 cm
2X-035G (Long)	68 to 108 cm

2X-034G (Short)



2X-035G (Long)



Optional Accessories

Video Matrix Power Module	VM-PWR800
Input voltage	100 – 240 VAC
Operating Temperature	0 - 40 °C

VM-PWR800



Video Matrix Fan Module	VM-FAN556
Airflow	55.2 cfm
Operating Voltage	10.2 – 12VDC
Operating Temperature	-10 – 60 °C

VM-FAN556





reddot award 2015
winner interface design

VM1600 16 x 16 Modular Matrix Switch

RS-232/485/422
Control

EDID

FPGA
Design

Front



Rear



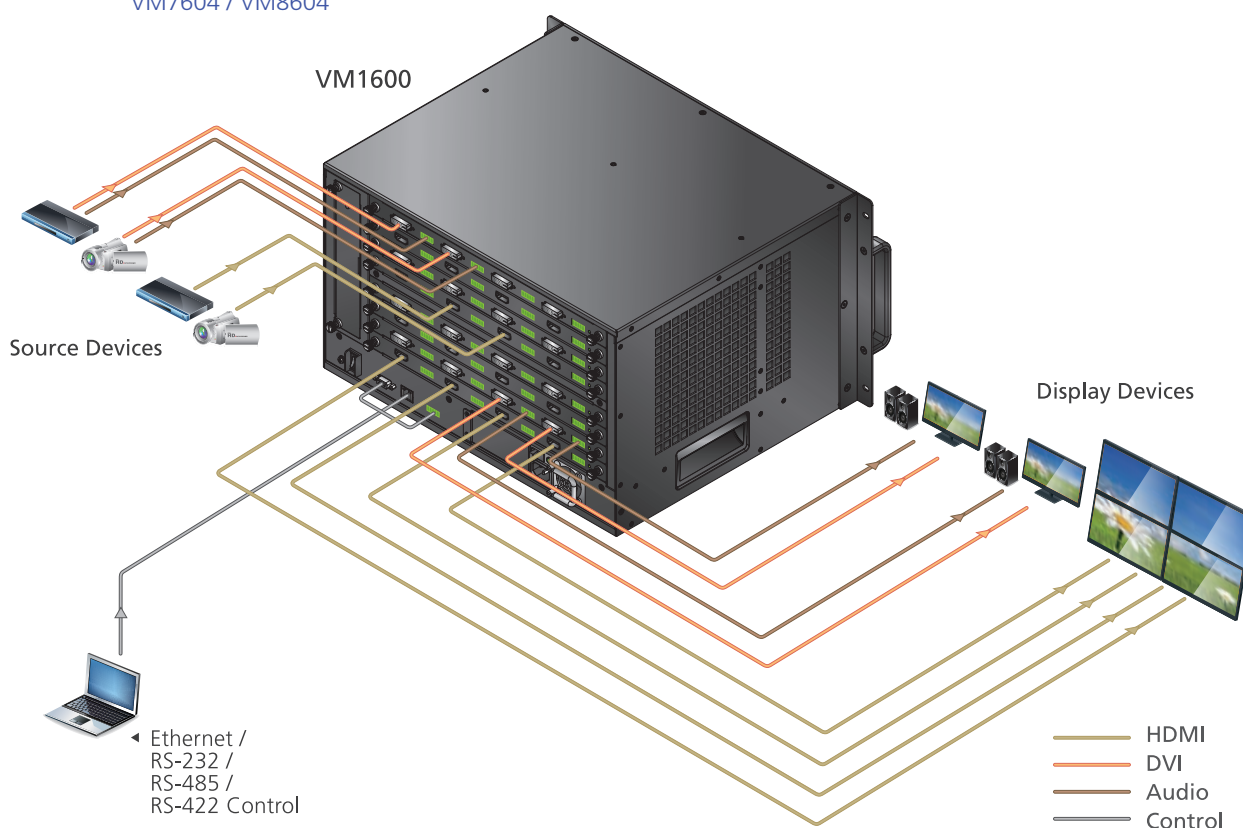
*The I/O boards need to be purchased separately.

Features

- 16 x 16 I/O connections via 4 x 4 I/O modular matrix board slots
- Supports redundant power module to prevent power outages
- Multiple Control Methods – system management via front-panel pushbuttons, RS-232 / RS-485 and Ethernet connections
- **Scaler** – features a video scaling function to integrate a video wall seamlessly with various output video formats*
- **Seamless Switch™** – features close-to-zero second switching that provides continuous video streams, real-time switching and stable signal transmissions*
- **Video Wall** – allows you to create custom video wall layouts via intuitive web GUI*
- **EDID Expert™** – selects optimum EDID settings for smooth power-up, high-quality display and use of the best resolution across different screens
- Firmware upgradeable via web
- Rack-mountable

Note: *The availability of these features depends on which I/O board is inserted.

Setup > VM1600 + VM7804 / VM8804 + VM7604 / VM8604



Specifications

Function		VM1600
Board Input		4 x Slot
Board Output		4 x Slot
Control	RS-232	Connector: 1 x DB-9 Female (Black) Serial Control Pin Configurations: Pin2 = Tx, Pin 3=Rx, Pin 5= Gnd Baud Rate and Protocol: Baud Rate:19200, Data Bits:8, Stop Bits:1, Parity: No, Flow Control: No
	RS-485 / RS-422	Connector: 1 x Captive Screw Connector, 5 Pole
	Ethernet	Connector: 1 x RJ-45 Female
EDID Settings		EDID Mode: Default / Port1 / Remix / Customized (See page VIII for definition of each EDID mode)
Power	Connectors	1 x 3-Prong AC Socket
	I/P Rating	100-240 VAC; 50-60Hz; 1.0A
	Consumption	120 VAC, 180W; 230 VAC, 172W *A redundant power supply is optional.
Environmental	Operating Temperature	0–40 °C
	Storage Temperature	-20–60 °C
	Humidity	0–80% RH, Non-Condensing
Physical Properties	Housing	Metal
	Weight	17.00 kg (chassis only)
	Dimensions (W x D x H)	48.22 x 39.9 x 26.59 cm (6U)
Carton Lot		1 pc

Required I/O Board

Description	Part No. / Spec.	Page No.
HDBaseT Input / Output Board	VM7514 / VM8514	2-6
HDMI Input / Output Board	VM7804 / VM8804	2-8
DVI Input / Output Board	VM7604 / VM8604	2-9
VGA Input Board	VM7104	2-11
3G-SDI Input Board	VM7404	2-10

Included Accessories

	VM1600
Power Cord	•
Terminal Block	•

Rack Mount Kits (Optional)

Easy Installation Rack Mount Kit	Rack Depth
2X-026G (Short)	42-70 cm
2X-027G (Long)	68-105 cm

2X-026G (Short)



2X-027G (Long)



Optional Accessories

VM1600 Power Module	VM-PWR400
Input voltage	100 – 240 VAC
Power Consumption	Max. Load 378W
Operating Temperature	0 - 40 °C

VM-PWR400



VM1600 Fan Module	VM-FAN60
Airflow	60 cfm
Operating Voltage	10.8 - 13.8 VDC
Operating Temperature	-10 - 70 °C

VM-FAN60



VM7514 4-Port HDBaseT Input Board VM8514 4-Port HDBaseT Output Board



VM7514



VM8514



Features

- Compatible with the VM1600 / VM3200; mix and match with modular I/O boards of any type for optimum flexibility
- Bi-directional RS-232 channel transmits signals over Cat 6/6a cable to control a display or other device
- **HDBaseT Connectivity** – extends 4 HDBaseT connections over a long distance via single Cat 6/6a cable
- **HDBaseT Anti-jamming** – resists signal interference during high-quality video transmissions using HDBaseT technology
- **Seamless Switch™** – features close-to-zero second switching that provides continuous video streams, real-time switching and stable signal transmissions (VM8514)*
- **Video Wall** – allows you to create custom video wall layouts via intuitive web GUI (VM8514)*
- **Bi-directional IR channel** for IR signal control; full range IR transmission (30~60 KHz) is processed one direction at a time

Note: *For the VM8514, the Seamless Switch™ and video wall functions are only available when used with the VE805R.

Specifications

	Function	VM7514 / VM8514
Video Input	Interface	VM7514: 4 x RJ-45 Female (Silver)
	Impedance	100 Ω
Video Output	Interface	VM8514: 4 x RJ-45 Female (Silver)
	Impedance	100 Ω
Video	Max. Data Rate	10.2 Gbps (3.4 Gbps Per Lane)
	Max. Pixel Clock	340 MHz
	Compliance	HDCP 2.2 Compatible Consumer Electronics Control (CEC) HDBaseT Compatible
	Max. Resolution	Up to 4K@60 Hz (4:2:0); 4K@30Hz (4:4:4)
	Max. Distance	Up to 100 m (6/6a)
Control	RS-232 Channel	Connectors: 4 x Captive Screw Connector, 3 Pole Channel Bypass
	IR Channel	4 x Mini Stereo Jack Female (Black); 30~60 KHz full range transmission
Power	Consumption	VM7514: 24.5W; VM8514: 12.2W
Environmental	Operating Temperature	0–40 °C
	Storage Temperature	–20–60 °C
	Humidity	0–80% RH, Non-Condensing
Physical Properties	Housing	Metal
	Weight	VM7514: 0.64 kg; VM8514: 0.97 kg
	Dimensions (L x W x H)	35.20 x 23.80 x 2.33 cm
Carton Lot		2 pcs

Note: We strongly recommend that you use ATEN or HDBaseT certified Cat 6/6a cable for best product performance.

Included Accessories

	VM7514 / VM8514
Terminal Block	4
IR Transmitter	•
IR Receiver	•

Optional Accessories

Description	Part No. / Spec.	Page No.
Low Skew Cable	2L-2801	11-1
Shielded Digital Video Extension Cable	2L-2901	11-2
Cat 6 Cable*	2L-4101-GR (1 m)	11-3
HDBaseT Receiver	VE805R*, VE812R, VE814R, VE801R, VE802R, VE601R, VE901R	8-4, 8-5, 8-7 8-3, 8-23, 8-22
HDBaseT Transmitter	VE812T, VE801T, VE814T, VE802T, VE601T, VE901T	8-5, 8-3, 8-7 8-3, 8-23, 8-22

* Cables with different lengths are available, please refer to 11-3.

VM7514 Compatible Table

Compatible Transmitter	Max. Distance	IR	RS-232 Channel	4K	POH
VE801T	70m**	N/A	N/A	•	N/A
VE802T	70m**	•	•	•	N/A
VE812T	100m	N/A	N/A	•	N/A
VE814T	100m	N/A***	•	•	N/A
VE601T (DVI)	70m**	N/A	N/A	N/A	N/A
VE901T (DisplayPort)	70m**	N/A	N/A	•	N/A

VM8514 Compatible Table

Compatible Receiver	Max. Distance	IR	RS-232 Channel	4K	Seamless Switch™	Video Wall	POH
VE801R	70m**	N/A	N/A	•	N/A	N/A	N/A
VE802R	70m**	•	•	•	N/A	N/A	N/A
VE805R (with Scaler)	70m**	•	•	N/A	•	•	N/A
VE812R	100m	N/A	N/A	•	N/A	N/A	N/A
VE814R	100m	N/A***	•	•	N/A	N/A	N/A
VE601R (DVI)	70m**	N/A	N/A	N/A	N/A	N/A	N/A
VE901R (DisplayPort)	70m**	N/A	N/A	•	N/A	N/A	N/A

**Cat 6a Ethernet cable is required to extend the distance up to 70 meters.

*** VE814 extender's IR channel is not compatible with VM7514 / VM8514.

VM7804 4-Port HDMI Input Board **VM8804** 4-Port HDMI Output Board with Scaler



(VM7804)



(VM8804)



(VM8804)



(VM8804)



(VM8804)



VM7804



VM8804



Features

- 4 x 4 HDMI I/O connections
- Compatible with the VM1600/VM3200; mix and match with modular I/O boards of any type for optimum flexibility
- HDMI audio signals can be extracted into stereo audio and stereo audio signals can be embedded into HDMI audio for playback
- **Scaler** – features a video scaling function to integrate a video wall seamlessly with various output video formats (VM8804)
- **Seamless Switch™** – features close-to-zero second switching that provides continuous video streams, real-time switching and stable signal transmissions (VM8804)*
- **Video Wall** – allows you to create custom video wall layouts via intuitive web GUI (VM8804)

Note: *If Seamless Switch™ is enabled, the video output will not display 3D, Deep Color or interlace (i.e., 1080i) features. To use these features, you must disable Seamless Switching™.

Specifications

Function		VM7804 / VM8804
Video Input	Interface	VM7804: 4 x HDMI Type A Female (Black)
	Impedance	100 Ω
Video Output	Interface	VM8804: 4 x HDMI Type A Female (Black)
	Impedance	100 Ω
Video	Max. Data Rate	6.75 Gbps (2.25 Gbps Per Lane)
	Max. Pixel Clock	225 MHz
	Compliance	HDMI (3D, Deep Color) HDCP 1.4 Compatible Consumer Electronics Control (CEC)
	Max. Resolution	Up to 1920 x 1080
	Max. Distance	15 m
Audio	Input	VM7804: 4 x Captive Screw Connector, 5 Pole *Audio signal type: stereo, balanced/unbalanced.
	Output	VM8804: 4 x Captive Screw Connector, 5 pole * Audio signal type: stereo, balanced/unbalanced.
Power	Consumption	VM7804: 7W; VM8804: 23.13W
Environmental	Operating Temperature	0–40 °C
	Storage Temperature	-20–60 °C
	Humidity	0–80% RH, Non-Condensing
Physical Properties	Housing	Metal
	Weight	0.58 kg
	Dimensions (L x W x H)	35.20 x 23.80 x 2.33 cm
Carton Lot		2 pcs

Note: Audio signal type support stereo, balanced/unbalanced.
 Balanced audio maximum input/output level: 0.5 Vrms (-6.02dBV@600 ohm)
 Unbalanced audio maximum input/output level: 1Vrms (0dBV@600 ohm.)

Included Accessories

	VM7804 / VM8804
Terminal Block	4

Optional Accessories

Description	Part No. / Spec.	Page No.
HDMI Cable*	2L-7D02H-1 (2 m)	11-3
LockPro™ (HDMI Cable Lock)	2X-EA12	12-1

* Cables with different lengths are available, please refer to 11-3.

VM7604 4-Port DVI Input Board

VM8604 4-Port DVI Output Board with Scaler



VM7604



VM8604



Features

- 4 x 4 DVI I/O connections
- Compatible with the VM1600/VM3200; mix and match with modular I/O boards for optimum flexibility
- **Scaler** – features a video scaling function to integrate a video wall seamlessly with various output video formats (VM8604)
- **Seamless Switch™** – features close-to-zero second switching that provides continuous video streams, real-time switching and stable signal transmissions (VM8604)
- **Video Wall** – allows you to create custom video wall layouts via intuitive web GUI (VM8604)

Specifications

Function		VM7604 / VM8604
Video Input	Interface	VM7604: 4 x DVI-D Female (White)
	Impedance	100 Ω
Video Output	Interface	VM8604: 4 x DVI-D Female (White)
	Impedance	100 Ω
Video	Max. Data Rate	6.75 Gbps (2.25 Gbps Per Lane)
	Max. Pixel Clock	225 MHz
	Compliance	HDCP 1.4 Compatible
	Max. Resolution	Up to 1920 x 1200
	Max. Distance	5 m
Audio	Input	VM7604: 4 x Captive Screw Connector, 5 Pole *Audio signal type: stereo, balanced/unbalanced.
	Output	VM8604: 4 x Captive Screw Connector, 5 Pole *Audio signal type: stereo, balanced / unbalanced.
Power	Consumption	VM7604: 10.62W; VM8604: 20.10W
Environmental	Operating Temperature	0–40 °C
	Storage Temperature	–20–60 °C
	Humidity	0–80% RH, Non-Condensing
Physical Properties	Housing	Metal
	Weight	0.55 kg
	Dimensions (L x W x H)	35.20 x 23.80 x 2.33 cm
Carton Lot		2 pcs

Note: Audio signal type support stereo, balanced/unbalanced.
 Balanced audio maximum input/output level: 0.5 Vrms (–6.02dBV@600 ohm)
 Unbalanced audio maximum input/output level: 1Vrms (0dBV@600 ohm.)

Included Accessories

	VM7604 / VM8604
Terminal Block	4

Optional Accessories

Description	Part No. / Spec.	Page No.
DVI-D Cable*	2L-7D03DD (3 m)	11-3

* Cables with different lengths are available, please refer to 11-3.

VM7404 4-Port 3G-SDI Input Board



Features

- Connect up to 4 SDI inputs
- Support SD-SDI, HD-SDI and 3G-SDI formats
- Compatible with the VM1600/VM3200; mix and match with modular I/O boards of any type for optimum flexibility

Note: When used with output boards with scaler, Seamless Switch™, scaler and video wall functions can be activated.



2

Modular Matrix Solution Series

Specifications

Function		VM7404
Video Input	Interface	4 x BNC Female (Blue)
	Impedance	75 Ω
Video	Supported Resolutions	PAL /50 PAL and NTSC/59.94 720p 25, 29.97, 30,50,59.94, 60 1080i50, 59.94, 60 1080PsF 25, 29.97,30 1080p 23.98, 24, 25, 29.97, 30,50,59.94, 60 Sampling structure and pixel depth: 4:2:2 10/12-bit, 4:4:4 10/12-bit
	Max. Data Rate	2.97 Gpbs
	Max. Distance	100 m (3G-SDI); 150 m (HD-SDI); 300 m (SD-SDI)
	SDI Formats	3G-SDI, SMPTE-259, 292, 424, 425 Level A & B-DL
	Audio	4 x Captive Screw Connectors, 5 pole *Audio signal type: stereo, lanced/unbalanced.
Power	Consumption	16.0 W
Environmental	Operating Temperature	0–40 °C
	Storage Temperature	-20–60 °C
	Humidity	0–80% RH, Non-Condensing
Physical Properties	Housing	Metal
	Weight	0.60 kg (1.32 lb)
	Dimensions (L x W x H)	35.20 x 23.80 x 2.33 cm
Carton Lot		2 pcs

Note: Audio signal type support stereo, balanced/unbalanced.
Balanced audio maximum input/output level: 0.5 Vrms (-6.02dBV@600 ohm)
Unbalanced audio maximum input/output level: 1Vrms (0dBV@600 ohm.)

Included Accessories

	VM7404
Terminal Block	4

VM7104 4-Port VGA Input Board



Features

- Connects up to 4 VGA inputs
- Supports RGBHV / RGBS / YPbPr / YCbCr input signals
- Compatible with the VM1600/VM3200 ; mix and match with modular I/O boards of any type for optimum flexibility

Specifications

Function		VM7104
Video Input	Interface	4 x HDB-15 Female (Blue)
	Impedance	75 Ω
Video	Max. Bandwidth	300 MHz
	Max. Resolutions	Up to 1920 x 1200
	Max. Distance	1.8 m
Audio	Input	4 x Captive Screw Connector, 5 Pole *Audio signal type: stereo, balanced/unbalanced.
Power	Consumption	7.1W
Environmental	Operating Temperature	0–40 °C
	Storage Temperature	–20–60 °C
	Humidity	0–80% RH, Non-Condensing
Physical Properties	Housing	Metal
	Weight	0.56 kg
	Dimensions (L x W x H)	35.20 x 23.80 x 2.33 cm
Carton Lot		2 pcs

Note: Audio signal type support stereo, balanced/unbalanced.
Balanced audio maximum input/output level: 0.5 Vrms (–6.02dBV@600 ohm)
Unbalanced audio maximum input/output level: 1Vrms (0dBV@600 ohm.)

Included Accessories

	VM7104
Terminal Block	4

Media Matrix Solution Series

The ATEN VanCryst™ Media Matrix Solution is a professional A/V solution that incorporates a Cat 5 A/V Matrix Switch (VM0808T or VM1616T) and A/V over Cat 5 Extenders (VE500). The VM0808T / VM1616T is a Matrix Switch that routes and distributes audio, video and RS-232 signals over distances of up to 300 m with a 1280x1024 video resolution. The VM0808T / VM1616T can receive data from up to 8+1 / 16 audio/video sources and transmit data to up to 8+1 / 16+1 audio/video displays. The VM0808T / VM1616T offers several convenient ways to access and control the source devices: locally with front panel pushbuttons or a RS-232 / RS-485 / RS-422 serial port, and remotely over a LAN via browser-based web GUI.



The Media Matrix Solution is an ideal solution where long runs to A/V output locations are required and when versatility and security are essential. The VM0808T / VM1616T is designed for deployment in environments that involve routing video signals, such as those found in casinos, transportation and logistics centers, traffic control centers, port security facilities and industrial settings. The ATEN VanCryst™ Media Matrix Solution is the A/V designer's first choice for efficient and economical audio and video signal routing.

Combination	Switch	VM0808T		VM1616T	
	Transmitter	VE500T	VE500T	VE500T	VE500T
	Receiver	VE500R	VE500RQ	VE500R	VE500RQ
Maximum Distance		200 m	300 m	200 m	300 m
Stereo Audio		•	•	•	•
Balanced Audio		•	•	•	•
Deskew Function		N/A	•	N/A	•
Serial RS-232 Support		•	•	•	•
A/V Input		8+1	8+1	16	16
A/V Output		8+1	8+1	16+1	16+1
Configuration Methods	Front-Panel Configuration: - Pushbuttons + LCD Display System Operation: - Serial Controllers (RS-232/RS-485/RS-422) - Browser-based GUI - Telnet				



- **Easy Configuration and Control**

The Media Matrix Solutions make managing your equipment easy and convenient by offering several access and control options – including front panel pushbuttons, RS-232 / RS-485 / RS-422 serial connectivity, and a browser-based web interface.

- **Boost Management Efficiency**

Our Media Matrix switches support IP connectivity which increases management efficiency and flexibility. Operators are no longer tied to the device. Now, they can log in remotely over a standard TCP/IP connection from just about anywhere.

- **Convenient Local Management**

Local A/V ports on the switch's back panel permit connecting directly to any device in its vicinity, eliminating the need for transmitters or receivers. Convenient monitoring at the local site is provided by support for an extra local display – allowing administrators to easily view the video output of each source device.

- **Independent Routing**

The switch's audio and video sources can be routed independently to their target destinations. The audio output of one source can be sent to one destination, while its video output can be sent to a different one – providing unsurpassed control of the installation's media output.

- **Serial Connectivity**

Media Matrix switches incorporate a bi-directional RS-232 serial port that provides the ability to integrate serial connectivity devices – such as barcode scanners, POS terminals, kiosk touch screens, etc. – as part of the installation.

- **Exceptional Video Over A Long Distance**

ATEN's patented Deskew technology automatically synchronizes the time delay of RGB signals and corrects the color phase and timing errors that occur over large distances, allowing you to transmit HD video signals over distances of up to 300 meters without sacrificing video quality. The result is clear, sharp video at all supported distances.

- **Flexible Deployment**

Use of RJ-45 connectors and Cat 5e cable to connect the transmitters and receivers means your devices can be deployed in the most convenient locations for viewing and listening – up to 300 m from the switch.

- **Superior Balanced Audio Quality**

The balanced audio connector consists of three wires – two carrying the signal and one shield/ground conductor. It uses XLR connectors or 1/4" TRS jacks for the connection and provides the highest quality balanced audio.

Note: 1. The features highlighted above are not available in all products. Please refer to each product page for more details.

2. Product information is subject to change without prior notice.

VM0808T 8 x 8 Cat 5 VGA/Audio Matrix Switch

VM1616T 16 x 16 Cat 5 VGA/Audio Matrix Switch




(VM0808T)



VM0808T



VM0808T

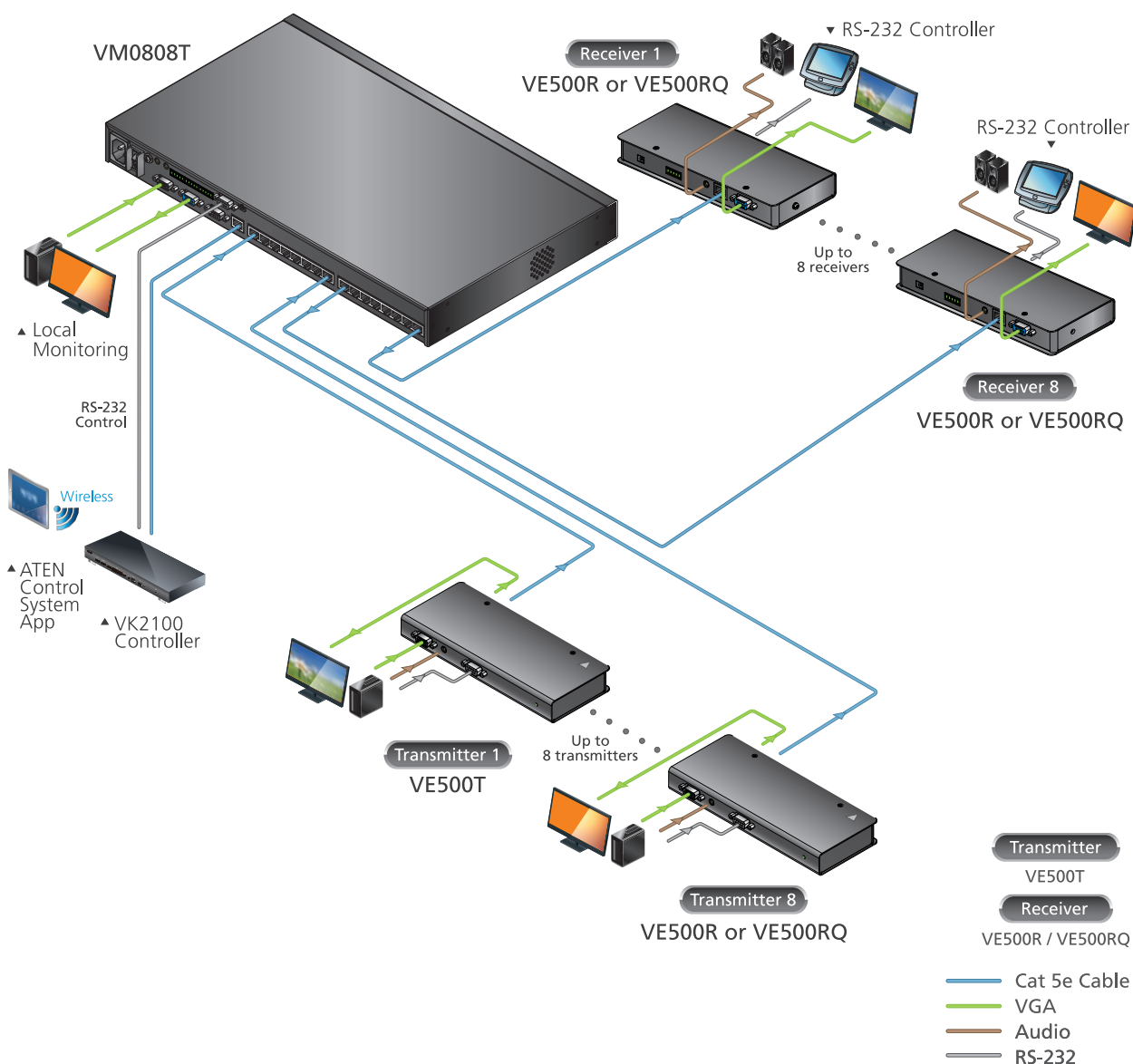


VM1616T

Features

- 8 x 8 or 16 x 16 Cat 5 A/V connections
- Local VGA ports to connect with an extra input and output device (VM0808T)
- Multiple Control Methods – system management via front-panel pushbuttons, RS-232, RS-485 and Ethernet connections
- Automatic and adjustable A/V quality
- **Independent A/V switching** – any audio source can be sent to one destination while its video source is sent to a different one
- Firmware upgradable
- Rack-mountable

Setup > VM0808T + VE500



Specifications

Function		VM0808T / VM1616T
Video Input	Interface	8 x RJ-45 Female (VM0808T) 16 x RJ-45 Female (VM1616T) 1 x HDB-15 Male (VM0808T)
	Impedance	100 Ω
Video Output	Interface	8 x RJ-45 Female (VM0808T) 16 x RJ-45 Female (VM1616T) 1 x HDB-15 Female
	Impedance	100 Ω
Video	Max. Bandwidth	500 MHz
	Max. Resolutions	Up to 1920 x 1200
	Max. Distance	Up to 300 m (Depends on connected receiver) *The maximum transmission distance between the transmitter and the receiver is 300 m.
Audio	Input (VM0808T)	Balanced: 1 x Captive Screw Connector, 5 Pole Stereo: 1 x Mini Stereo Jack Female (Green)
	Output	Balanced: 1 x Captive Screw Connector, 5 Pole Stereo: 1 x Mini Stereo Jack Female (Green)
Control	RS-232	Connector: 1 x DB-9 Female (Black); 1 x DB-9 Male (Black) Serial Control Pin Configurations: Male: Pin2 = Rx, Pin 3 = Tx, Pin 5 = Gnd Female: Pin2 = Tx, Pin 3 = Rx, Pin 5 = Gnd Baud Rate and Protocol: Baud Rate: 19200, Data Bits: 8, Stop Bits: 1, Parity: No, Flow Control: No
	RS-485 / RS-422	Connector: 1 x Captive Screw Connector, 5 Pole
	Ethernet	1 x RJ-45 Female
Power	Connector	1 x 3-prong AC socket
	I/P Rating	100-240 VAC ~; 50-60 Hz; 1.0A
	Consumption	VM0808T: 110 VAC, 16W; 220 VAC, 17W VM1616T: 120 VAC, 34W; 230 VAC, 35W
Environmental	Operating Temperature	0–50 °C
	Storage Temperature	–20–60°C
	Humidity	0–80% RH, Non-Condensing
Physical Properties	Housing	Metal
	Weight	VM0808T: 3.50 kg VM1616T: 3.63 kg
	Dimensions (L x W x H)	VM0808T: 43.20 x 26.30 x 4.40 cm VM1616T: 43.24 x 27.12 x 4.40 cm
Carton Lot		1 pc

Required Accessories

Description	Part No. / Spec.	Page No.
A/V Over Cat 5 Extender	VE500	3-4

Optional Accessories

Description	Part No. / Spec.	Page No.
Low Skew Cable	2L-2801	11-1
Shielded Digital Video Extension Cable	2L-2901	11-2
Cat 6 Cable*	2L-4120-GR (20 m)	11-3

* Cables with different lengths are available, please refer to 11-3.

Included Accessories

	VM0808T / VM1616T
Power Cord	•
Mounting Kit	•
Terminal Blocks	3 (VM0808T); 2 (VM1616T)

VE500T / VE500R / VE500RQ

VGA/Audio/RS-232 Cat 5 Transmitter / Receiver
with Auto Compensation

300 m PRO



(VE500RQ) (VE500R, VE500RQ)

Front



VE500T
VE500R
VE500RQ



Rear



VE500T
VE500R
VE500RQ

Features

- Extends an A/V input or output via a Cat 5e cable
- Supports one local and one remote display
- Bi-directional RS-232 channel transmits signals over Cat 5e cable to control a display or other device
- **RGB Deskew** (VE500RQ) – automatically synchronizes the time delay of RGB signals to compensate for distance
- **Adjustable Gain Control** – signal strength can be manually adjusted in Video Gain or Video Compensation modes via OSD for optimum display quality
- **EDID Emulator** – configures optimum output resolutions for highest quality display (VE500T)
- Rack-mountable

Specifications

Function		VE500T / VE500R / VE500RQ
Video Input	Interface	VE500T: 1 x HDB-15 Male (Blue)
	Impedance	75 Ω
	Max. Distance	1.8 m
Video Output	Interface	VE500R/RQ: 1 x HDB-15 Female (Blue)
	Impedance	75 Ω
Video	Max. Bandwidth	300 MHz
	Max. Resolutions / Distance	VE500RQ: 1920 x 1200@150m; 1280 x 1024@300m VE500R: 1920 x 1200@30m; 1280 x 1024@200m
Audio	Input (VE500T)	Balanced: 1 x Captive Screw Connector, 5 Pole (Green) Stereo: 1 x Mini Stereo Jack Female (Green)
	Output (VE500R / VE500RQ)	Balanced: 1 x Captive Screw Connector, 5 Pole (Green) Stereo: 1 x Mini Stereo Jack Female (Green)
Unit to Unit		RJ-45 Female, Cat 5e / 6 Cable
Control	RS-232	Connector: VE500T: 1 x DB-9 Female (Black); VE500R/VE500RQ: 1 x DB-9 Male (Black) Serial Control Pin Configurations: Female: Pin2 = Tx, Pin 3=Rx, Pin 5= Gnd Male: Pin2 = Rx, Pin 3=Tx, Pin 5= Gnd
Power	Connector	1 x DC Jack (Black)
	Consumption	VE500T: 5.3 VDC, 2.98W; VE500R: 5.3 VDC, 4.04W; VE500RQ: 5.3 VDC, 5.63W
Environmental	Operating Temperature	0–50 °C
	Storage Temperature	–20–60 °C
	Humidity	0–80% RH, Non-Condensing
Physical Properties	Housing	Metal
	Weight	0.48 kg
	Dimensions (L x W x H)	20.20 x 8.64 x 2.50 cm
Carton Lot		5 pcs

Included Accessories

	VE500
Power Adapter	•
Mounting Kit	•
Terminal Blocks	2 (VE500T); 1 (VE500R, VE500RQ)
VGA EDID Emulator (2A-130G, see 9-15)	VE500T

Optional Accessories

Description	Part No. / Spec.	Page No.
Low Skew Cable	2L-2801	11-1
Shielded Digital Video Extension Cable	2L-2901	11-2
Cat 6 Cable*	2L-4120-GR (20 m)	11-3

* Cables with different lengths are available, please refer to 11-3.

Configuration Methods

For flexibility and convenience, the VM0808T / VM1616T can be configured and operated remotely as well as locally. Remote access, configuration and control are accomplished over a LAN connection through a browser based web GUI or Telnet. Local access, configuration and control are accomplished via front panel pushbuttons or RS-232 controller.

- **Front Panel**

- Front Panel Pushbuttons + LCD Display

The local access allows you to perform operations such as selecting which source displays on which display, configuring the IP port and serial port, adjusting audio and video levels and setting security information.



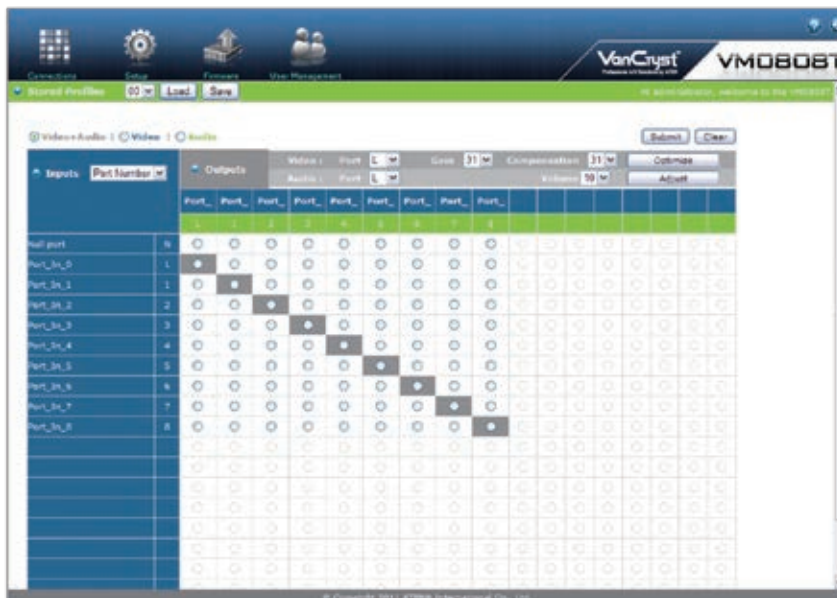
(Front Panel Pushbuttons + LCD Display)

- **System Operation**

- Serial Controller (RS-232 / RS-485 / RS-422)
- Browser-based GUI
- Telnet

The VM0808T / VM1616T Cat 5 A/V Matrix Switch can be configured and controlled over a standard TCP/IP connection via its own Graphical User Interface (GUI). Because the VM0808T / VM1616T can be accessed from anywhere on the LAN, WAN or Internet, remote operators can log in via any web browser from any location.

In addition, The VM0808T / VM1616T can be operated and configured via a remote terminal session using Telnet.



(Browser-based GUI)

Media Distribution Solution Series

ATEN's Media Distribution Solutions (MDS) are a cost effective way to send high quality HDMI content over a Cat 5e cable to multiple displays from a single input source. There are four solutions available: **HDMI Standard MDS**, **HDMI Advanced MDS**, **VGA Advanced MDS** and **VGA Standard Plus MDS**.

Flexible and scalable, these solutions give you the freedom to set up any kind of high quality video display customized for various applications from retail media to public information systems.



4

Media Distribution Solution Series

Solution		HDMI Advanced		HDMI Standard	
Combination	Splitter	VS1814T / VS1818T		VS1804T / VS1808T	
	Repeater			VB802	
	Receiver	VE812R	VE801R	VE800AR	VE800AR
A/V Output (Splitter)		4 / 8		4 / 8	
Audio Enabled		• (HDMI)		• (HDMI)	
Maximum Distance		100 m*	70 m	60 m	300 m*
Serial RS-232 Support		• (control)		• (control)	
4K Support		•		N/A	
Group Screen On / Off		• (RS-232 Commands)		• (RS-232 Commands)	
Picture Adjustment		Auto		EQ Switch	

Solution		VGA Advanced		VGA Standard		
Combination	Splitter	VS1504T / VS1508T		VS1204T / VS1208T		
	Repeater	VB552				
	Receiver	VE200R	VE200R	VE170R	VE170RQ	VE172R
A/V Output (Splitter)		4 / 8		4 / 8		
Audio Enabled		• (Stereo)		• (Mono)		
Maximum Distance		150 m	450 m*	150 m*	300 m	150 m
Serial RS-232 Support		• (channel)		N/A		
Group Screen On / Off		• (Pushbutton)		N/A		
Dual A/V Output		•		N/A		
Picture Adjustment		Pushbutton / IR Handset		Knob		

Note: *Maximum distance depends on the repeater and receiver type used.



- **Single Source to Multiple Displays**

These devices take the input from a single A/V source and send it to multiple destinations, so that several target devices can reproduce the same video content simultaneously. You can cascade these devices to three levels to achieve even greater media coverage with your installation.

- **Superior Video Quality**

Outstanding video output is achieved through the incorporation of several features – including picture adjustment, EDID mode selection, and ATEN's patented Deskew Technology that automatically corrects display errors that can occur when video is transmitted over long distances. The result is clear, sharp and optimized video in real-time.

- **Cost-Effective Dual A/V Output**

To reduce unnecessary hardware purchases, the solutions support dual audio/video output in which two display devices can be connected directly to a receiver.

- **Convenient Local Management**

Convenient monitoring of the video being sent to each display is achieved through support for local A/V output. If a problem occurs, administrators can take steps to remedy the situation in a timely manner.

- **Control System Integration**

The built-in RS-232 serial port allows you to effortlessly integrate your own control system and customize the control process according to your needs. Serial RS-232 support also gives you the ability to integrate serial connectivity devices – such as barcode scanners, POS terminals, and kiosk touch screens – as part of the installation.

Note: 1.The features highlighted above are not available in all products. Please refer to each product page for more details.

2.Product information is subject to change without prior notice.

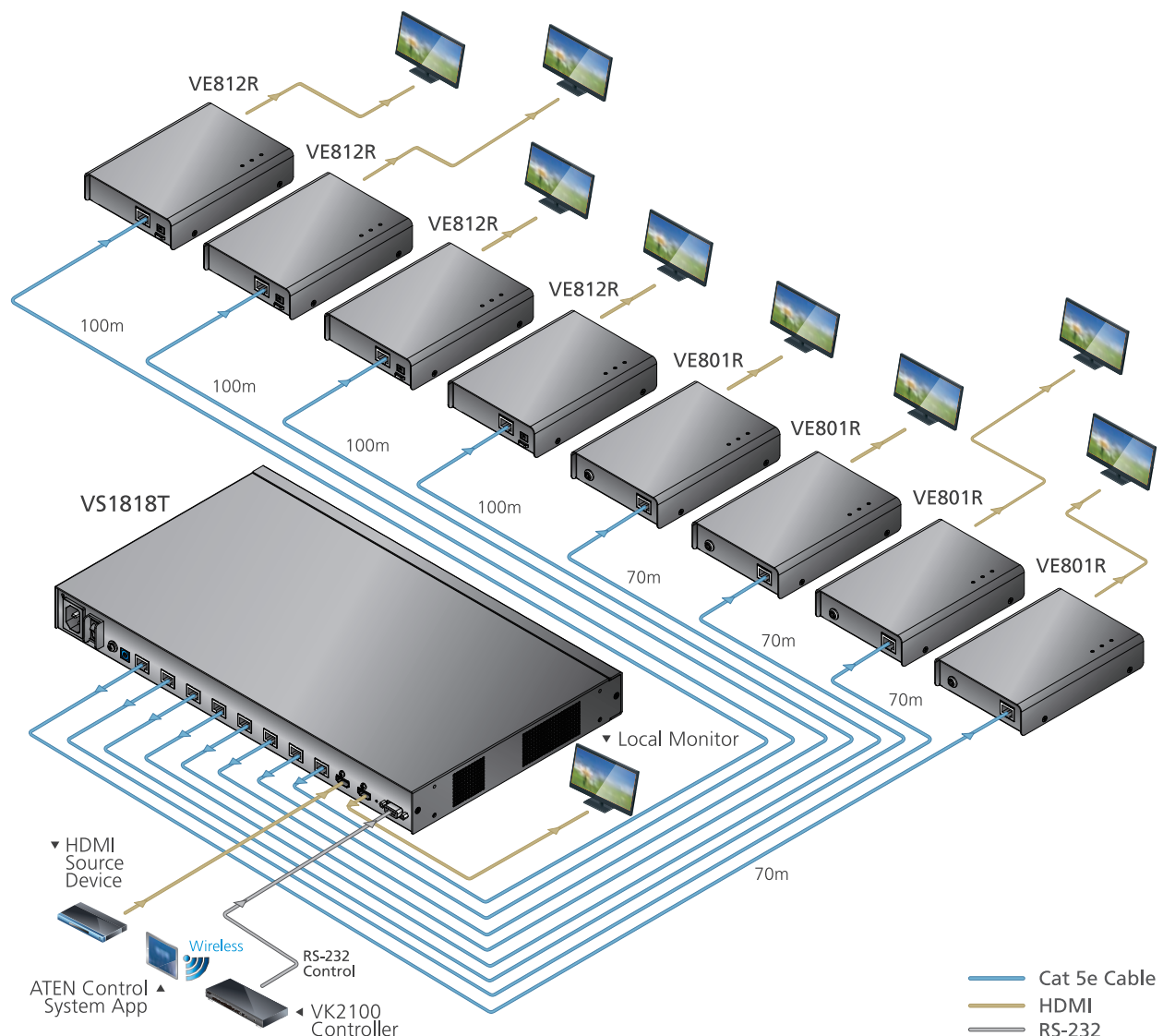
VS1814T / VS1818T 4/8-Port HDMI HDBaseT Splitter (HDBaseT Class A) **PRO**



Features

- **HDBaseT Connectivity** – connects 1 HDMI input to 4/8 HDMI outputs over a long distance via single Cat 6/6a cable
- **HDBaseT Anti-jamming** – resists signal interference during high-quality video transmission using HDBaseT technology
- System management via RS-232 connections
- **EDID Expert™** – selects optimum EDID settings for smooth power-up, high-quality display and use of the best resolution across different screens
- A local HDMI port to connect an extra HDMI display
- Rack-mountable

Setup > VS1818T + VE812R + VE801R



Specifications

Function		VS1814T / VS1818T
Video Input	Interface	1 x HDMI Type A Female (Black)
	Impedance	100 Ω
	Max. Distance	1.8 m
Video Output	Interface	1 x HDMI Type A Female (Black) - Local Output 4 x RJ-45 Female (VS1814T) 8 x RJ-45 Female (VS1818T)
	Impedance	100 Ω
Video	Max. Data Rate	10.2 Gbps (3.4 Gbps Per Lane)
	Max. Pixel Clock	340 MHz
	Compliance	HDMI (3D, Deep Color, 4K) HDCP 1.4 Compatible Consumer Electronics Control (CEC) HDBaseT Compatible
	Max. Resolution	Up to 4K@60Hz (4:2:0); 4K@30Hz (4:4:4) (Depends on connected receiver)
	Max. Distance	Up to 100 m (Depends on connected receiver)
Audio	Input	1 x HDMI Type A Female (Black)
	Output	1 x HDMI Type A Female (Black)
Control	RS-232	Connector: 1 x DB-9 Female (Black) Serial Control Pin Configurations: Pin2 = Tx, Pin 3=Rx, Pin 5= Gnd Baud Rate and Protocol: Baud Rate: 19200, Data Bits: 8, Stop Bits: 1, Parity: No, Flow Control: No
EDID Settings		EDID Mode: Default / Port 1 / Auto / Learn (See page VIII for definition of each EDID mode)
Power	Connector	1 x 3-Prong AC Socket (Black)
	Consumption	VS1814T: 120 VAC, 20W; 230 VAC, 23W VS1818T: 120 VAC, 33W; 230 VAC, 35W
Environmental	Operating Temperature	0–50 °C
	Storage Temperature	-20–60 °C
	Humidity	0–80% RH, Non-Condensing
Physical Properties	Housing	Metal
	Weight	VS1814T: 3.47 kg VS1818T: 3.58 kg
	Dimensions (L x W x H)	43.72 x 26.11 x 4.40 cm
Carton Lot		1 pc

Note: We strongly recommend that you use ATEN or HDBaseT certified Cat cable for best product performance.

Included Accessories

	VS1814T / VS1818T
Power Cord	•
Mounting Kit	•

Required* / Optional Accessories

Description	Part No. / Spec.	Page No.
HDMI Cable*	2L-7D02H-1 (2 m)	11-3
Shielded Digital Video Extension Cable	2L-2901	11-2
Low Skew Cable	2L-2801	11-1
LockPro™ (HDMI Cable Lock)	2X-EA12	12-1
HDMI HDBaseT-Lite Receiver	VE801R	8-3
HDMI HDBaseT-Standard Receiver	VE812R	8-5

* Cables with different lengths are available, please refer to 11-3.

VE801R HDMI HDBaseT-Lite Receiver (4K@40m)(HDBaseT Class B) 70 m PRO



Features

- **HDBaseT Connectivity** – extends an HDMI output over a long distance via single Cat 6/6a cable
- **HDBaseT Anti-jamming** – resists signal interference during high-quality video transmission using HDBaseT technology

Specifications

Function		VE801R
Video Output	Interface	1 x HDMI Type A Female (Black)
	Impedance	100 Ω
Video	Max. Data Rate	10.2 Gbps (3.4 Gbps Per Lane)
	Max. Pixel Clock	340 MHz
	Compliance	HDMI (3D, Deep Color, 4K) HDCP 1.4 Compatible Consumer Electronics Control (CEC) HDBaseT Compatible
	Max. Resolutions / Distance	Up to 4K@35m (Cat 5e / 6) / 40m (Cat 6a); 1080p@60m (Cat 5e / 6) / 70m (Cat 6a)
Audio	Output	1 x HDMI Type A Female (Black)
Unit to Unit		RJ-45 Female, Cat 5e / 6 / 6a / 7 Cable
Power	Connector	1 x DC Jack (Black)
	Consumption	5 VDC, 4.23W
Environmental	Operating Temperature	0–50 °C
	Storage Temperature	-20–60 °C
	Humidity	0–80% RH, Non-Condensing
Physical Properties	Housing	Metal
	Weight	0.25 Kg
	Dimensions (L x W x H)	10.07 x 8.7 x 3.0 cm
Carton Lot		10 pcs

Note: We strongly recommend that you use ATEN or HDBaseT certified Cat cable for best product performance.

Included Accessories

	VE801R
Power Adapter	•

Optional Accessories

Description	Part No. / Spec.	Page No.
HDMI Cable*	2L-7D02H-1 (2 m)	11-3
Low Skew Cat 5e Cable	2L-2801	11-1
Shielded Digital Video Extension Cable	2L-2901	11-2
Cat 6 Cable*	2L-4120-GR (20 m)	11-3
LockPro™ (HDMI Cable Lock)	2X-EA12	12-1

* Cables with different lengths are available, please refer to 11-3.


VE812R HDMI HDBaseT Receiver (4K@100m) (HDBaseT Class A) 100 m



Front



Rear



Features

- **HDBaseT Connectivity** – extends an HDMI output over a long distance via single Cat 6/6a cable
- **HDBaseT Anti-jamming** – resists signal interference during high-quality video transmission using HDBaseT technology
- Rack-mountable

Specifications

Function		VE812R
Video Output	Interface	1 x HDMI Type A Female (Black)
	Impedance	100 Ω
Video	Max. Data Rate	10.2 Gbps (3.4 Gbps Per Lane)
	Max. Pixel Clock	340 MHz
	Compliance	HDMI (3D, Deep Color, 4K) HDCP 1.4 Compatible Consumer Electronics Control (CEC) HDBaseT Compatible
	Max. Resolutions / Distance	Up to 4K@70m (Cat 5e/6) / 100m (Cat 6a); 1080p@100m
Audio	Output	1 x HDMI Type A Female (Black)
Unit to Unit		RJ-45 Female, Cat 5e / 6 / 6a / 7 Cable
Power	Connector	1 x DC Jack (Black)
	Consumption	5.3 VDC, 4.5W
Environmental	Operating Temperature	0–50 °C
	Storage Temperature	–20–60 °C
	Humidity	0–80% RH, Non-Condensing
Physical Properties	Housing	Metal
	Weight	0.41 kg
	Dimensions (L x W x H)	14.17 x 10.30 x 3.00 cm
Carton Lot		5 pcs

Note: We strongly recommend that you use ATEN or HDBaseT certified Cat cable for best product performance.

Included Accessories

	VE812R
Power Adapter	•
Mounting Kit	•

Optional Accessories

Description	Part No. / Spec.	Page No.
HDMI Cable*	2L-7D02H-1 (2 m)	11-3
Low Skew Cable	2L-2801	11-1
Shielded Digital Video Extension Cable	2L-2901	11-2
Cat 6 Cable*	2L-4120-GR (20 m)	11-3
LockPro™ (HDMI Cable Lock)	2X-EA12	12-1

* Cables with different lengths are available, please refer to 11-3.

VS1804T / VS1808T 4/8-Port HDMI Cat 5 Splitter **PRO**

Features

- Connects 1 HDMI input to 4/8 HDMI outputs via Cat 5e cable
- System management via RS-232 connections
- A local HDMI port to connect an extra HDMI display
- **EDID Expert™** – selects optimum EDID settings for smooth power-up, high-quality display and use of the best resolution across different screens
- Rack-mountable



Specifications

Function		VS1804T / VS1808T
Video Input	Interface	1 x HDMI Type A Female (Black)
	Impedance	100 Ω
	Max. Distance	1.8 m
Video Output	Interface	1 x HDMI Type A Female (Black) - Local Output 4 x RJ-45 Female (VS1804T); 8 x RJ-45 Female (VS1808T)
	Impedance	100 Ω
Video	Max. Data Rate	6.75 Gbps (2.25 Gbps Per Lane)
	Max. Pixel Clock	225 MHz
	Compliance	HDMI (3D, Deep Color); HDCP 1.4 Compatible; Consumer Electronics Control (CEC)
	Max. Resolutions / Distance	Up to 1080p@40m 1080i@60m
Audio	Input	1 x HDMI Type A Female (Black)
	Output	1 x HDMI Type A Female (Black)
Control	RS-232	Connector: 1 x DB-9 Female (Black) Baud Rate and Protocol: Baud Rate: 19200, Data Bits: 8, Stop Bits: 1, Parity: No, Flow Control: No
EDID Settings		EDID Mode: Default / Port 1 / Learn (See page VIII for definition of each EDID mode)
Power	Connector	1 x DC Jack (Black)
	Consumption	VS1804T: 5.3 VDC, 8W; VS1808T: 5.3 VDC, 13W
Environmental	Operating Temperature	0–50 °C
	Storage Temperature	–20–60 °C
	Humidity	0–80% RH, Non-Condensing
Physical Properties	Housing	Metal
	Weight	VS1804T: 2.10 kg; VS1808T: 2.15 kg
	Dimensions (L x W x H)	43.72 x 15.78 x 4.40 cm
Carton Lot		3 pcs

Included Accessories

	VS1804T / VS1808T
Power Adapter	•
Mounting Kit	•

Required* / Optional Accessories

Description	Part No. / Spec.	Page No.
HDMI Cable*	2L-7D02H-1 (2 m)	11-3
Shielded Digital Video Extension Cable	2L-2901	11-2
Low Skew Cable	2L-2801	11-1
Cat 6 Cable*	2L-4120-GR (20 m)	11-3
HDMI Repeater	VB802	4-7
HDMI Receiver	VE800AR	4-8

* Cables with different lengths are available, please refer to 11-3.

VB802 HDMI Cat 5 Repeater (1080p@40m) 60 m PRO



Front



Rear



Features

- Extends HDMI signals via two Cat 5e cables
- A local HDMI port to connect an extra HDMI display
- Supports 8-segment equalization adjustment for optimum display quality
- Cascadable to 5 levels*
- Firmware upgradable
- Rack-mountable

Note: *Signal quality depends on cable. It is recommended you use STP Cat 5e cable or ATEN low skew cable.

Specifications

Function		VB802
Video Output	Interface	1 x HDMI Type A Female (Black) 2 x RJ-45 Female
	Impedance	100 Ω
Video	Max. Data Rate	6.75 Gbps (2.25 Gbps Per Lane)
	Max. Pixel Clock	225 MHz
	Compliance	HDMI (3D, Deep Color) HDCP 1.4 Compatible
	Max. Resolutions / Distance	Up to 1080p@40m 1080i@60m
Audio	Output	1 x HDMI Type A Female (Black)
Unit to Unit		2 x RJ-45 Female, Cat 5e / 6 Cable
Power	Connector	1 x DC Jack (Black)
	Consumption	5.3 VDC, 5.3W
Environmental	Operating Temperature	0–50 °C
	Storage Temperature	–20–60 °C
	Humidity	0–80% RH, Non-Condensing
Physical Properties	Housing	Metal
	Weight	0.25 kg
	Dimensions (L x W x H)	12.30 x 9.04 x 2.26 cm
Carton Lot		20 pcs

Included Accessories

	VB802
Power Adapter	•
Mounting Kit	•

Optional Accessories

Description	Part No. / Spec.	Page No.
HDMI Cable*	2L-7D02H-1 (2 m)	11-3
Shielded Digital Video Extension Cable	2L-2901	11-2
Low Skew Cable	2L-2801	11-1
Cat 6 Cable*	2L-4120-GR (20 m)	11-3

* Cables with different lengths are available, please refer to 11-3.

VE800AR HDMI Cat 5 Receiver (1080p@40m) 60 m PRO



Front



Rear



Features

- Extends an HDMI output via single Cat 5e cable*
- Supports 8-segment equalization adjustment for optimum display quality
- Rack-mountable

Note: A second Cat 5e cable is required if EDID Bypass and / or HDCP authentication needs to be enabled.

Specifications

	Function	VE800AR
Video Output	Interface	1 x HDMI Type A Female (Black)
	Impedance	100 Ω
	Max. Distance	1.8 m
Video	Max. Data Rate	6.75 Gbps (2.25 Gbps Per Lane)
	Max. Pixel Clock	225 MHz
	Compliance	HDMI (3D, Deep Color) HDCP 1.4 Compatible
	Max. Resolutions / Distance	Up to 1080p@40m; 1080i@60m
Audio	Output	1 x HDMI Type A Female (Black)
Unit to Unit		2 x RJ-45 Female, Cat 5e / 6 Cable
Power	Connector	1 x DC Jack (Black)
	Consumption	5.3 VDC, 0.75W
Environmental	Operating Temperature	0–50 °C
	Storage Temperature	–20–60 °C
	Humidity	0–80% RH, Non-Condensing
Physical Properties	Housing	Metal
	Weight	0.16 kg
	Dimensions (L x W x H)	9.00 x 5.50 x 2.30 cm
Carton Lot		5 pcs

Included Accessories

	VE800AR
Power Adapter	•
Mounting Kit	•

Optional Accessories

Description	Part No. / Spec.	Page No.
HDMI Cable*	2L-7D02H-1 (2 m)	11-3
Shielded Digital Video Extension Cable	2L-2901	11-2
Low Skew Cable	2L-2801	11-1
Cat 6 Cable*	2L-4120-GR (20 m)	11-3

* Cables with different lengths are available, please refer to 11-3.

VS1504T / VS1508T 4/8-Port VGA/Audio/RS-232 Cat 5 Splitter **PRO**

Front VS1504T



VS1508T



VS1508T

Rear



VS1508T



Features

- Connects 1 VGA input to 4/8 VGA outputs via Cat 5e cable
- Supports On/Off control over grouped screens via pushbutton
- System management via RS-232 connections
- **Adjustable Gain Control** – signal strength can be manually adjusted in Video Gain or Video Compensation modes via OSD for optimum display quality

Note: *The feature is only available when used with VB552 and VE200R.

Specifications

Function		VS1504T / VS1508T
Video Input	Interface	1 x HDB-15 Male (Blue)
	Impedance	75 Ω
	Max. Distance	1.8 m
Video Output	Interface	1 x HDB-15 Female (Blue) - Local Output 4 x RJ-45 Female (VS1504T) 8 x RJ-45 Female (VS1508T)
	Impedance	75 Ω
Video	Max. Bandwidth	300 MHz
	Max. Resolutions / Distance	Up to 1920 x 1200@60 Hz@30m 1280 x 1024@60 Hz@150m
Audio Input	Input	1 x Mini Stereo Jack Female (Green)
	Output	1 x Mini Stereo Jack Female (Green)
Control	RS-232	Connector: 1 x DB-9 Female (Black); 1 x DB-9 Male (Black)
Power	Connector	1 x DC Jack (Black)
	Consumption	VS1504: 5.3 VDC, 4.7W; VS1508: 5.3 VDC, 6.9W
Environmental	Operating Temperature	0–50 °C
	Storage Temperature	-20–60°C
	Humidity	0–80% RH, Non-Condensing
Physical Properties	Housing	Metal
	Weight	VS1504: 0.75 kg; VS1508: 0.76 kg
	Dimensions (L x W x H)	21.00 x 8.80 x 5.55 cm
Carton Lot		5 pcs

Included Accessories

	VS1504T / VS1508T
VGA / Audio Cable	•
Power Adapter	•

Required* / Optional Accessories

Description	Part No. / Spec.	Page No.
Shielded Digital Video Extension Cable	2L-2901	11-2
Low Skew Cable	2L-2801	11-1
Cat 6 Cable*	2L-4120-GR (20 m)	11-3
VGA over Cat 5 Repeater + Audio	VB552	4-10
Audio / Video Receiver	VE200R	8-32
VGA EDID Emulator	2A-130G	9-15

* Cables with different lengths are available, please refer to 11-3.

VB552 VGA/Audio/RS-232 Cat 5 Repeater with Dual Output (1600 x 1200@150m)

150 m

PRO



Front



Rear



Features

- Extends A/V signals via Cat 5e cable
- Dual A/V output
- Bi-directional RS-232 channel transmits signals over Cat 5e cable to control a display or other device
- IR channel for screen On/Off control and video adjustment at remote site
- Cascadable to 3 levels with connection extended up to 450m
- **Adjustable Gain Control** – signal strength can be manually adjusted in Video Gain or Video Compensation modes via OSD for optimum display quality
- Rack-mountable

4

Media Distribution Solution Series

Specifications

	Function	VB552
Video Output	Interface	2 x HDB-15 Female (Blue)
	Impedance	75 Ω
	Max. Distance	1.8 m
Video	Max. Bandwidth	300 MHz
	Max. Resolutions / Distance	Up to 1920 x 1200@60 Hz@30m 1600 x 1200@60 Hz@150m
Audio	Output	2 x Mini Stereo Jack Female (Green)
Control	RS-232	Connector: 2 x DB-9 Male (Black)
Power	Connector	1 x DC Jack (Black)
	Consumption	5.3 VDC, 4.77W
Environmental	Operating Temperature	0–50 °C
	Storage Temperature	–20–60 °C
	Humidity	0–80% RH, Non-Condensing
Physical Properties	Housing	Metal
	Weight	0.35 kg
	Dimensions (L x W x H)	13.90 x 8.80 x 2.86 cm
Carton Lot		5 pcs

Included Accessories

	VB552
IR Remote Control	•
IR Receiver	•
Power Adapter	•
Mounting Kit	•

Optional Accessories

Description	Part No. / Spec.	Page No.
Shielded Digital Video Extension Cable	2L-2901	11-2
Low Skew Cable	2L-2801	11-1
Cat 6 Cable*	2L-4120-GR (20 m)	11-3
VGA / Audio Cable	2L-2402A	11-3
VGA EDID Emulator	2A-130G	9-15
IR Remote Control	2XRT-0301G	12-1

* Cables with different lengths are available, please refer to 11-3.

VE200R VGA/Audio/RS-232 Cat 5 Receiver with Dual Output (1280 x 1024@200m)

150 m

PRO



Front



Rear



Features

- Extends a VGA output via Cat 5e cable
- Dual A/V output
- Bi-directional RS-232 channel transmits signals over Cat 5e cable to control a display or other device
- IR channel for screen On/Off control and video adjustment at remote site
- **Adjustable Gain Control** – signal strength can be manually adjusted in Video Gain or Video Compensation modes via OSD for optimum display quality
- Rack-mountable

Specifications

Function		VE200R
Video Output	Interface	2 x HDB-15 Female (Blue)
	Impedance	75 Ω
	Max. Distance	1.8 m
Video	Max. Bandwidth	300 MHz
	Max. Resolutions / Distance	Up to 1920 x 1200@60 Hz@30m 1600 x 1200@60 Hz@150m
Audio	Output	2 x Mini Stereo Jack Female (Green)
Unit to Unit		RJ-45 Female, Cat 5e / 6Cable
Control	RS-232	
	Connector	Connector: 2 x DB-9 Male (Black)
	Consumption	1 x DC Jack (Black) 5.3 VDC, 3.9W
Environmental	Operating Temperature	0–50 °C
	Storage Temperature	–20–60 °C
	Humidity	0–80% RH, Non-Condensing
Physical Properties	Housing	Metal
	Weight	0.35 kg
	Dimensions (L x W x H)	13.90 x 8.80 x 2.86 cm
Carton Lot		5 pcs

Included Accessories

	VE200R
VGA / Audio Cable	•
IR Remote Control	•
IR Receiver	•
Power Adapter	•
Mounting Kit	•

Optional Accessories

Description	Part No. / Spec.	Page No.
Shielded Digital Video Extension Cable	2L-2901	11-2
Low Skew Cable	2L-2801	11-1
Cat 6 Cable*	2L-4120-GR (20 m)	11-3
VGA EDID Emulator	2A-130G	9-15
IR Remote Control	2XRT-0301G	12-1

* Cables with different lengths are available, please refer to 11-3.

VS1204T / VS1208T 4/8-Port VGA/Audio Cat 5 Splitter **PRO**

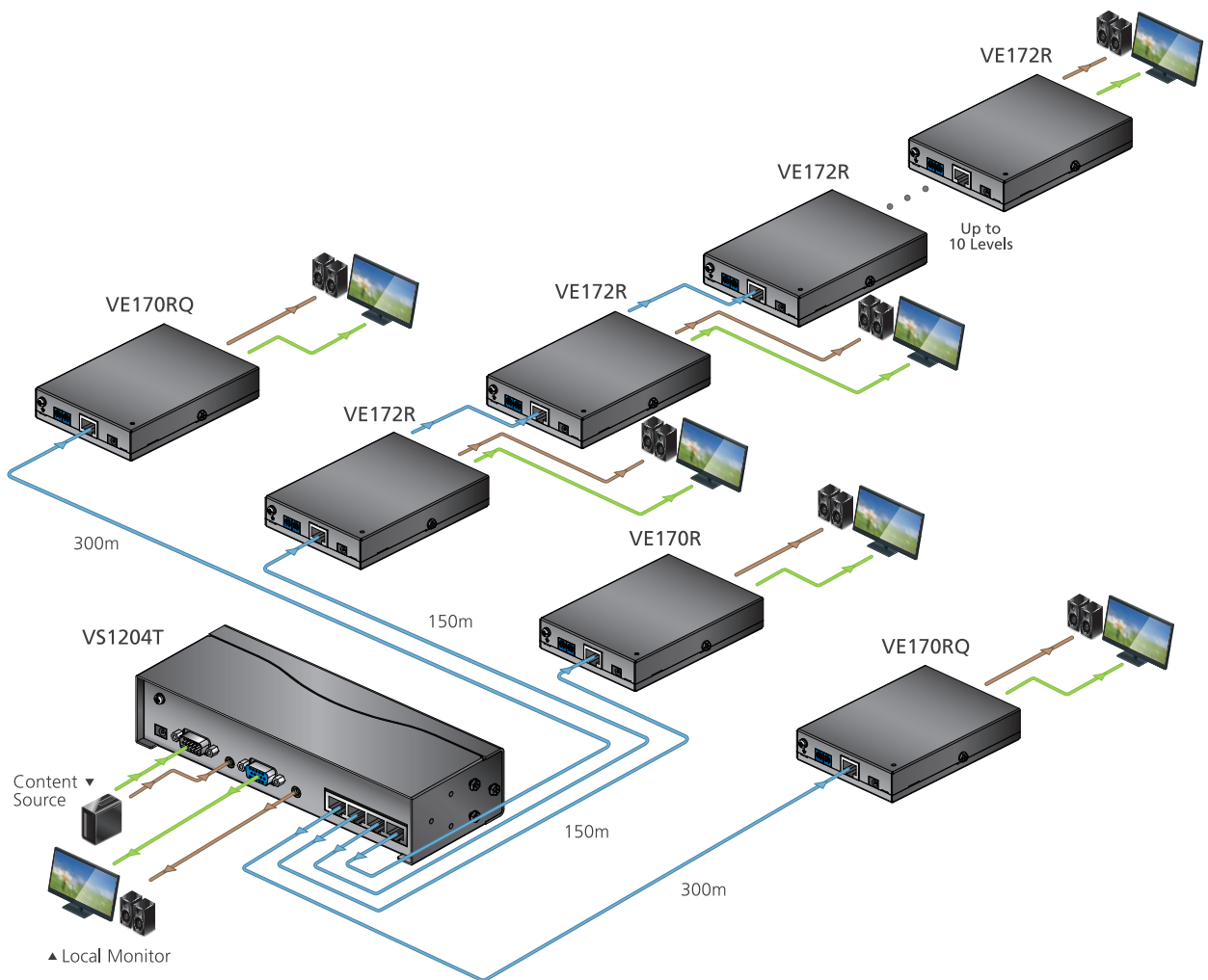


Features

- Connects 1 VGA input to 4/8 VGA outputs via Cat 5e cable
- A local VGA port to connect an extra VGA display
- Rack-mountable

4

Setup > VS1204T + VE172R + VE170R + VE170RQ



Specifications

	Function	VS1204T / VS1208T
Video Input	Interface	1 x HDB-15 Male (Blue)
	Impedance	75 Ω
	Max. Distance	1.8 m
Video Output	Interface	1 x HDB-15 Female (Blue) - Local Output 4 x RJ-45 Female (VS1204T) 8 x RJ-45 Female (VS1208T)
	Impedance	75 Ω
Video	Max. Bandwidth	300 MHz
	Max. Resolutions / Distance	Up to 1920 x 1200 @60Hz @150m 1280 x 1024 @60Hz @300m
Audio Input	Input	1 x Mini Stereo Jack Female (Green)
	Output	1 x Mini Stereo Jack Female (Green)
Power	Connector	1 x DC Jack (Black)
	Consumption	VS1204T: 5.3 VDC, 1.33W VS1208T: 5.3 VDC, 1.64W
Environmental	Operating Temperature	0–50 °C
	Storage Temperature	–20–60°C
	Humidity	0–80% RH, Non-Condensing
Physical Properties	Housing	Metal
	Weight	VS1204T: 0.59 kg VS1208T: 0.64 kg
	Dimensions (L x W x H)	20.00 x 7.51 x 4.40 cm
Carton Lot		5 pcs

Included Accessories

	VS1204T / VS1208T
Power Adapter	•
Mounting Kit	•

Required* / Optional Accessories

Description	Part No. / Spec.	Page No.
Shielded Digital Video Extension Cable	2L-2901	11-2
Low Skew Cable	2L-2801	11-1
Cat 6 Cable*	2L-4120-GR (20 m)	11-3
VGA / Audio Cable	2L-2402A (2 m)	11-3
VGA EDID Emulator	2A-130G	9-15
A/V Over Cat 5 Receiver with Cascade	VE172R	4-14
A/V Over Cat 5 Receiver	VE170R / VE170RQ	4-15

* Cables with different lengths are available, please refer to 11-3.


VE172R VGA/Audio Cat 5 Receiver with Cascade (1280 x 1024@150m) 150 m



Front



Rear



Features

- Connects a transmitter and a receiver via Cat 5e cable
- A local VGA port to connect an extra VGA display
- Cascadable up to 10 levels*
- **Adjustable Gain Control** – signal strength can be manually adjusted via Video Gain or Video Compensation tuners
- Rack-mountable

Note: * Signal quality depends on cable. It is recommended you use STP Cat 5e cables or ATEN low skew cable.

Specifications

Function		VE172R
Video Output	Interface	1 x HDB-15 Female (Blue)
	Impedance	75 Ω
	Max. Distance	1.8 m
Video	Max. Bandwidth	300 MHz
	Max. Resolutions / Distance	Up to 1920 x 1200@30m 1280 x 1024@150m
Audio	Output	1 x Mini Stereo Jack Female (Green)
Unit to Unit		2 x RJ-45 Female, Cat 5e / 6 Cable
Power	Connector	1 x DC Jack (Black)
	Consumption	5.3 VDC, 2.3W
Environmental	Operating Temperature	0–50 °C
	Storage Temperature	–20–60 °C
	Humidity	0–80% RH, Non-Condensing
Physical Properties	Housing	Metal
	Weight	0.24 kg
	Dimensions (L x W x H)	12.77 x 9.04 x 2.26 cm
Carton Lot		5 pcs

Included Accessories

	VE172R
Power Adapter	•
Mounting Kit	•

Optional Accessories

Description	Part No. / Spec.	Page No.
Shielded Digital Video Extension Cable	2L-2901	11-2
Low Skew Cable	2L-2801	11-1
Cat 6 Cable*	2L-4120-GR (20 m)	11-3
VGA EDID Emulator	2A-130G	9-15

* Cables with different lengths are available, please refer to 11-3.

VE170R VGA/Audio Cat 5 Receiver (1024 x 768@300m) **300 m** **PRO** **VE170RQ** VGA/Audio Cat 5 Receiver with Deskew (1280 x 1024@300m)



(VE170RQ)



Front



Rear



VE170R

VE170RQ

Features

- Connects a transmitter and a receiver via Cat 5e cable
- Supports one local and one remote VGA display
- **Deskew** (VE170RQ) – automatically synchronizes the time delay of RGB signals to compensate for distance
- **Adjustable Gain Control** – signal strength can be manually adjusted via Video Gain or Video Compensation tuners
- Rack-mountable

Specifications

Function		VE170R / VE170RQ
Video Output	Interface	1 x HDB-15 Female (Blue)
	Impedance	75 Ω
	Max. Distance	1.8 m
Video	Max. Bandwidth	300 MHz
	Max. Resolutions / Distance	VE170R: Up to 1920 x 1200@60 Hz@30m 1600 x 1200@60 Hz@150m 1024 x 768@60 Hz@300m VE170RQ: Up to 1920 x 1200@60 Hz@150m 1280 x 1024@60 Hz@300m
Audio	Output	1 x Mini Stereo Jack Female (Green)
Unit to Unit		RJ-45 Female, Cat 5e / 6 Cable
Power	Connector	1 x DC Jack (Black)
	Consumption	VE170R: 5.3 VDC, 3.66W VE170RQ: 5.3 VDC, 4.82 W
Environmental	Operating Temperature	0–50 °C
	Storage Temperature	-20–60 °C
	Humidity	0–80% RH, Non-Condensing
Physical Properties	Housing	Metal
	Weight	VE170R: 0.24 kg VE170RQ: 0.24 kg
	Dimensions (L x W x H)	12.77 x 9.04 x 2.26 cm
Carton Lot		5 pcs

Included Accessories

	VE170R / VE170RQ
Power Adapter	•
Mounting Kit	•

Note: Since VE170 comes in various packages, the quantity of accessories will depend on the package purchased.

Optional Accessories

Description	Part No. / Spec.	Page No.
Shielded Digital Video Extension Cable	2L-2901	11-2
Low Skew Cable	2L-2801	11-1
Cat 6 Cable*	2L-4120-GR (20 m)	11-3
VGA EDID Emulator	2A-130G	9-15

* Cables with different lengths are available, please refer to 11-3.

Video Matrix Switches

ATEN video matrix switches route and amplify A/V signals from multiple sources to multiple destinations, allowing you to extend your installation up to 70 m while maintaining excellent video quality. Front panel pushbuttons allow you to select the video input to video output connections. They can also be cascaded with ATEN video splitters for even more displays. ATEN video matrix switches are ideal for presentations and applications that require information from multiple source devices to be delivered to multiple screens and/or projectors – in locations such as information control centers or customer service centers.



- **Seamless Switch™ Technology**

The Video Matrix Switches have a built-in Scaler in FPGA design that can unify video formats and provide continuous video streams, real-time switching and stable signal transmission.

- **FPGA Design Benefits**

Implementation of the FPGA design allows TMDS signals to be rearranged when transmitting high-speed data. This is used by the digital video interfaces, as well as other digital communication interfaces. Consequently, this benefit leads to smoother digital signal transmission over longer distances.

- **Effortless Control of Multiple Sources to Multiple Outputs**

Video Matrix Switches offer an easy and affordable way to route multiple audio/video sources to multiple audio/video targets (speakers and displays). Each input can be directed to any or all outputs via pushbuttons on the front panel – giving you ultimate flexibility and control in any multimedia installation.

- **Outstanding Multimedia Support**

In addition to high-quality video, the integrated audio component delivers an outstanding A/V experience when working with modern multimedia applications.

- **Perfect Video-Wall Integration with Scaler**

The Video Matrix Switches is equipped with video wall and scaler functionalities that ensure all input sources are processed. The scaler also guarantees that all video content is delivered across all screens with no delays or signal loss. The video wall functionality allows you to customize display layouts using the intuitive web GUI which has won the Red Dot Interface Design award. Through a profile setup multiple screens can be configured to form one large display in various physical layouts, to see "what you want, how you want it".

Note: 1.The features highlighted above are not available in all products. Please refer to each product page for more details.

2.Product information is subject to change without prior notice.



Features at a Glance

Model	VM3404H	VM3909H	VM0404HA	VM0808HA	VM0202H
Interface	HDMI / HDBaseT	HDMI / HDBaseT	HDMI	HDMI	HDMI
Inputs to Outputs	4 to 4	9 to 9	4 to 4	8 to 8	2 to 2
Max Video Resolution	4K@60Hz (4:2:0); 4K@30Hz (4:4:4)	4K@60Hz (4:2:0); 4K@30Hz (4:4:4)	4K@60 Hz (4:2:0); 4K@30Hz (4:4:4)	4K@60 Hz (4:2:0); 4K@30Hz (4:4:4)	4K@60 Hz (4:2:0); 4K@30Hz (4:4:4)
Audio	• (HDMI)	• (HDMI)	• (HDMI)	• (HDMI)	• (HDMI)
Seamless Switch	*	*	N/A	N/A	N/A
RS-232 Control	•	•	•	•	•
IR Remote Control	•	N/A	•	•	•

Model	VM5404H	VM5808H	VM6404H	VM5404D	VM5808D
Interface	HDMI	HDMI	HDMI	DVI	DVI
Inputs to Outputs	4 to 4	8 to 8	4 to 4	4 to 4	8 to 8
Max Video Resolution	1080p	1080p	4K@60 Hz (4:2:0); 4K@30Hz (4:4:4)	1920 x 1200	1920 x 1200
Audio	• (HDMI)	• (HDMI)	• (HDMI)	N/A	N/A
Seamless Switch	•	•	•	•	•
RS-232 Control	•	•	•	•	•
IR Remote Control	•	•	•	•	•

Model	VM0404	VM0808	VS0202	VS0204
Interface	VGA	VGA	VGA	VGA
Inputs to Outputs	4 to 4	8 to 8	2 to 2	2 to 4
Max Video Resolution	1920 x 1200	1920 x 1200	1920 x 1200	1920 x 1200
Audio	•	•	•	•
Seamless Switch	N/A	N/A	N/A	N/A
RS-232 Control	•	•	N/A	N/A
IR Remote Control	•	•	N/A	N/A

VM3404H 4 x 4 HDMI HDBaseT-Lite Matrix Switch

VM3909H 9 x 9 HDMI HDBaseT-Lite Matrix Switch



reddot award 2015
winner interface design



Front


VM3404H



VM3909H



VM3404H



VM3909H

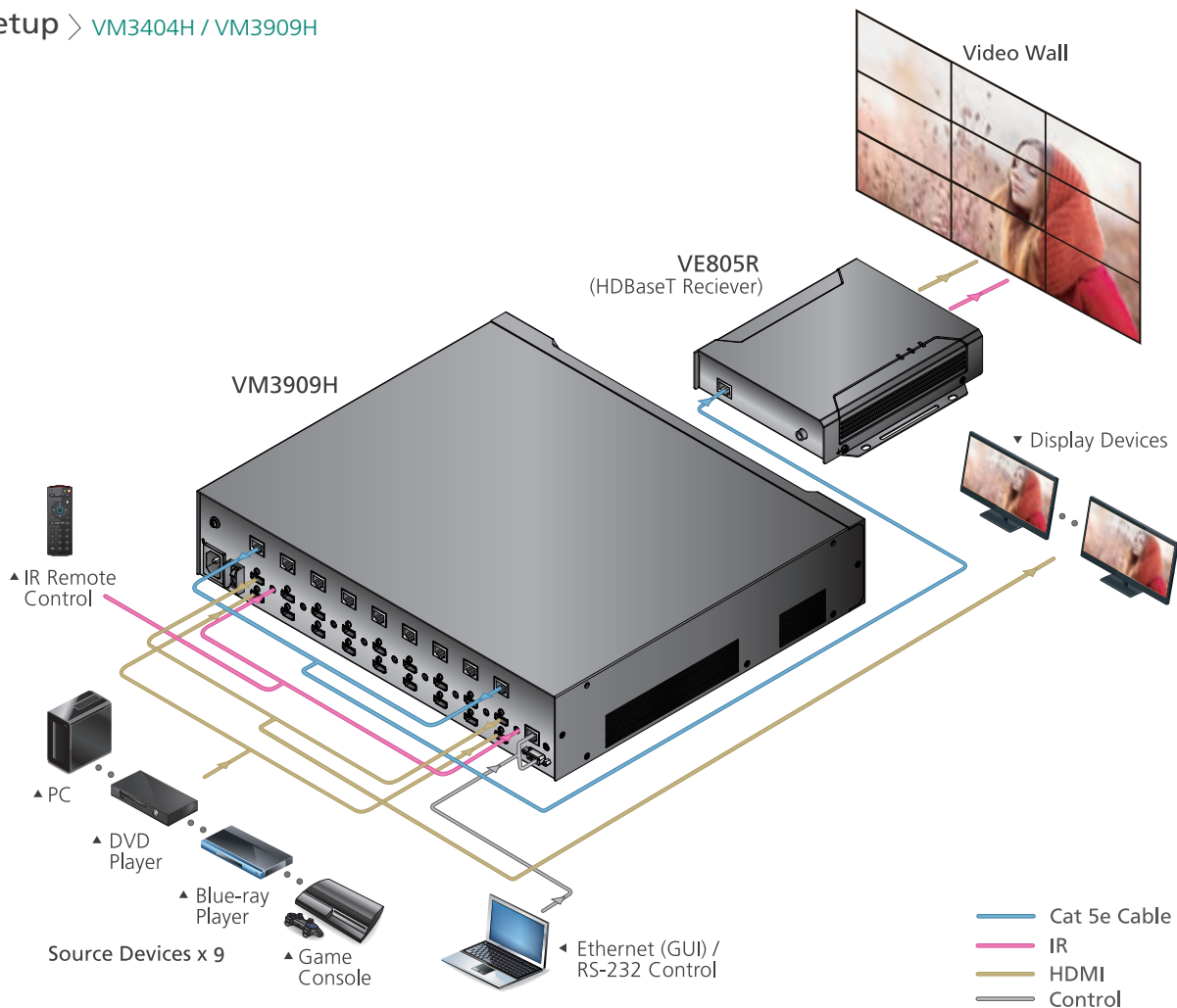
Features

- Supports 4 / 9 HDMI inputs and mirrored 4 / 9 HDMI and HDBaseT outputs
- **HDBaseT Connectivity** – connects HDMI sources and displays over a long distance via one Cat 6/6a cable
- **HDBaseT Anti-jamming** – resists signal interference during high-quality video transmission using HDBaseT technology
- **Power over HDBaseT (POH)** – supplies power over a long distance from the switch to a receiver over a single Cat 6/6a cable**
- **Seamless Switch™** – features close-to-zero second switching that provides continuous video streams, real-time switching and stable signal transmissions*
- **Video Wall** – allows you to create custom video wall layouts via intuitive web GUI*
- **EDID Expert™** – selects optimum EDID settings for smooth power-up, high-quality display and use of the best resolution across different screens
- **Bi-directional IR channel** for IR signal control; full range IR transmission (30~60 KHz) is processed one direction at a time
- **ESD protection** for HDMI
- Firmware upgradable
- Rack-mountable (VM3404H / VM3909H: 1U / 2U Design)

* The Seamless Switch™, Video Wall and POH features are only available when used the compatible receiver.

** Note: The VM3404H / VM3909H can provide up to 15.4 W@54 VDC of power per port and 35W / 75W of total power; please ensure that the power consumption of the devices connected to the VM3404H / VM3909H does not exceed this limit.

Setup > VM3404H / VM3909H



Specifications

Function		VM3404H	VM3909H
Video Input	Interface	4 x HDMI Type A Female (Black)	9 x HDMI Type A Female (Black)
	Impedance	100 Ω	
	Max. Distance	1.8 m	
Video Output	Interface	4 x HDMI Type A Female (Black); 4 x RJ-45 Female	9 x HDMI Type A Female (Black) ; 9 x RJ-45 Female
	Impedance	100 Ω	
	Max. Distance	HDMI: up to 15 m HDBaseT (Class B): 4K up to 35 m (Cat 5e/6) / 40 m (Cat 6a); 1080p up to 60 m (Cat 5e/6) / 70 m (Cat 6a)	
Video	Max. Data Rate	10.2 Gbps (3.4 Gbps Per Lane)	
	Max. Pixel Clock	340 MHz	
	Compliance	HDMI (3D, Deep Color, 4K); HDCP 1.4 Compatible; Consumer Electronic Control (CEC); HDBaseT Compatible	
	Max. Resolution	Up to 4K @ 60 Hz (4:2:0); 4K @ 30Hz (4:4:4)	
	Max. Distance	Up to 70 m**	
Control	RS-232	Connector: 1 x DB-9 Female (Black) Baud Rate and Protocol: Baud Rate: 19200, Data Bits: 8, Stop Bit: 1, Parity: No, Flow Control: No	
	IR Channel	4 x Mini Stereo Jack Female (Black); 30~60 KHz full range transmission	9 x Mini Stereo Jack Female (Black); 30~60 KHz full range transmission
	Ethernet	1 x RJ-45 Female	
EDID Settings		EDID Mode: Default / Port1 / Remix / Customized (See page VIII for definition of each EDID mode)	
Power	Connector	1 x 3-Prong AC Socket	
	I/P Rating	100-240 VAC; 50-60 Hz; 1.0A	
	Consumption	110 VAC, 42.90W (w/o PoE) ; 220 VAC, 41.58W (w/o PoE)	110 VAC, 77.44 W (w/o PoE) ; 220 VAC, 75.24 W (w/o PoE)
Environmental	Operating Temperature	0~50 °C	
	Storage Temperature	-20~60 °C	
	Humidity	0~80% RH, Non-Condensing	
Physical Properties	Housing	Metal	
	Weight	5.6 kg	7.33 kg
	Dimensions (L x W x H)	43.24 x 38.23 x 4.40 cm	43.24 x 38.23 x 8.80 cm
Carton Lot		1 pc	

Included Accessories

	VM3404H / VM3909H
Power Cord	•
Mounting Kit	•

Optional Accessories

Description	Part No. / Spec.	Page No.
HDMI Cable*	2L-7D02H-1 (2 m)	11-3
Shielded Digital Video Extension Cable	2L-2901	11-2
Low Skew Cat 5e Cable	2L-2801	11-1
Cat 6 Cable*	2L-4120-GR (20 m)	11-3
LockPro™ (HDMI Cable Lock)	2X-EA12	12-1
IR Receiver (38 KHz) for control	2XRT-0003G	12-1
Full Range IR Receiver (30-56 KHz) for channel	2XRT-0003G-1	12-1
Full Range IR Emitter (30-56 KHz)	2XRT-0004G	12-1
IR Remote Control (for VM3404H Only)	2XRT-0106G	12-1

* Cables with different lengths are available, please refer to 11-3.

Compatible Receiver

Compatible Transmitter	Max. Distance	IR	4K	Seamless Switch™	Video Wall	POH
VE801R	70m**	N/A	•	N/A	N/A	N/A
VE802R	70m**	•	•	N/A	N/A	•
VE805R (with Scaler)	70m**	•	N/A	•	•	N/A
VE812R	70m	N/A	•	N/A	N/A	N/A
VE814R	70m	N/A***	•	N/A	N/A	N/A
VE601R (DVI)	70m**	N/A	N/A	N/A	N/A	N/A

** Cat 6a Ethernet cable is required to extend the distance up to 70 meters. *** VE814 extender's IR channel is not compatible with VM3404H / VM3909H.

VM6404H 4 x 4 4K HDMI Matrix Switch with Scaler

PRO



reddot award 2015
winner interface design



Front



Rear

Features

- 4 x 4 HDMI I/O connections
- Supports 4K@60Hz, HDMI 2.0* and HDCP 2.2
- Multiple Control Methods – system management via front-panel pushbuttons, IR, RS-232 and Ethernet connections
- **4K Scaler** – features a video scaling function to integrate a video wall seamlessly with various output video formats*
- **Seamless Switch™** – features close-to-zero second switching that provides continuous video streams, real-time switching and stable signal transmissions*
- **Video Wall** – allows you to create custom video wall layouts via intuitive web GUI*
- **EDID Expert™** – selects optimum EDID settings for smooth power-up, high-quality display and use of the best resolution across different screens
- Firmware upgradable
- Rack-mountable
- **ESD protection** for HDMI

Note: *If Seamless Switch™ is enabled, the video output will not display 3D, Deep Color or interlace (i.e., 1080i) features. To use these features, you must disable Seamless Switching™.

Specifications

Function		VM6404H
Video Input	Interface	4 x HDMI Type A Female (Black)
	Impedance	100 Ω
	Max. Distance	1.8 m
Video Output	Interface	4 x HDMI Type A Female (Black)
	Impedance	100 Ω
	Max. Distance	15 m
Video	Max. Data Rate	10.2 Gbps (3.40 Gbps Per Lane)
	Max. Pixel Clock	340 MHz
	Compliance	HDMI (3D, Deep Color, 4K); HDCP 2.2 Compatible; Consumer Electronics Control (CEC)
	Max. Resolutions	Up to 4K@60Hz (4:2:0); 4K@30Hz (4:4:4)
	Max. Distance	Up to 15 m
Control	RS-232	Connector: 1 x DB-9 Female (Black); Baud Rate and Protocol: Baud Rate: 19200, Data Bits:8, Stop Bits:1, Parity: No, Flow Control: No
	IR	1 x Mini Stereo Jack Female (Black)
	Ethernet	Connector: 1 x RJ-45 Female
EDID Settings		EDID Mode: Default / Port1 / Remix / Customized (See page VIII for definition of each EDID mode)
Power	Connector	1 x 3-Prong AC Socket
	I/P Rating	100-240 VAC; 50-60Hz; 1.0A
	Consumption	120 VAC, 47.6W; 230 VAC, 47.5W
Environmental	Operating Temperature	0–50 °C
	Storage Temperature	–20–60 °C
	Humidity	0–80% RH, Non-Condensing
Physical Properties	Housing	Metal
	Weight	4.72 kg
	Dimensions (L x W x H)	43.24 x 30.73 x 4.40 cm
Carton Lot		1 pc

Included Accessories

	VM6404H
Power Cord	•
IR Receiver	•
IR Remote Control	•
Mounting Kit	•

Optional Accessories

Description	Part No. / Spec.	Page No.
HDMI Cable*	2L-7D02H-1 (2 m)	11-3
LockPro™ (HDMI Cable Lock)	2X-EA12	12-1
IR Remote Control	2XRT-0106G	12-1
IR Receiver Cable (38 KHz)	2XRT-0003G	12-1

* Cables with different lengths are available, please refer to 11-3.

VM5404H 4 x 4 HDMI Matrix Switch with Scaler VM5808H 8 x 8 HDMI Matrix Switch with Scaler



reddot award 2015
winner interface design

PRO

HDMI™
HIGH DEFINITION MULTIMEDIA INTERFACE



A/V In
HDMI



A/V Out
HDMI

RS-232
Control



IR Remote
Control

EDID



FPGA
Design



Scaler



Seamless
Switch



Features

- 4 x 4 or 8 x 8 HDMI I/O connections
- Multiple Control Methods – system management via front panel pushbuttons, IR, RS-232 and Ethernet connections
- **Scaler** – features a video scaling function to integrate a video wall seamlessly with various output video formats*
- **Seamless Switch™** – features close-to-zero second switching that provides continuous video streams, real-time switching and stable signal transmissions*
- **Video Wall** – allows you to create custom video wall layouts via intuitive web GUI*
- **EDID Expert™** – selects optimum EDID settings for smooth power-up, high-quality display and use of the best resolution across different screens
- **ESD protection** for HDMI
- Firmware upgradable
- Rack-mountable

Note: If Seamless Switch™ is enabled, the video output will not display 3D, Deep Color or interlace (i.e., 1080i) features. To use these features, you must disable Seamless Switching™.

Specifications

Function		VM5404H / VM5808H
Video Input	Interface	VM5404H: 4 x HDMI Type A Female (Black); VM5808H: 8 x HDMI Type A Female (Black)
	Impedance	100 Ω
	Max. Distance	1.8 m
Video Output	Interface	VM5404H: 4 x HDMI Type A Female (Black); VM5808H: 8 x HDMI Type A Female (Black)
	Impedance	100 Ω
	Max. Distance	15 m
Video	Max. Data Rate	6.75 Gbps (2.25 Gbps Per Lane)
	Max. Pixel Clock	225 MHz
	Compliance	HDMI (3D, Deep Color), HDCP 1.4 Compatible Consumer Electronics Control (CEC)
	Max. Resolutions	Up to 1080p
	Max. Distance	Up to 15 m
Control	RS-232	Connector: 1 x DB-9 Female (Black), Baud Rate and Protocol: Baud Rate: 19200, Data Bits: 8, Stop Bits:1, Parity: No, Flow Control: No
	IR	1 x Mini Stereo Jack Female (Black)
EDID Settings		EDID Mode: Default / Port1 / Remix / Customized (See page VIII for definition of each EDID mode)
Power	Connector	1 x 3-Prong AC Socket
	I/P Rating	100-240 VAC; 50-60 Hz; 1.0A
	Consumption	VM5404H: 120 VAC, 36.6W; 230 VAC, 37.5W; VM5808H: 120 VAC, 60W; 230 VAC, 62W
Environmental	Operating Temperature	0–50 °C
	Storage Temperature	–20–60 °C
	Humidity	0–80% RH, Non-Condensing
Physical Properties	Housing	Metal
	Weight	VM5404H: 4.10 kg; VM5808H: 4.03 kg
	Dimensions (L x W x H)	43.24 x 26.23 x 4.40 cm
Carton Lot		1 pc

Included Accessories

	VM5404H / VM5808H
Power Cord	•
IR Remote Control	•
IR Receiver	•
Mounting Kit	•

Optional Accessories

Description	Part No. / Spec.	Page No.
HDMI Cable*	2L-7D02H-1 (2 m)	11-3
LockPro™ (HDMI Cable Lock)	2X-EA12	12-1
IR Remote Control	2XRT-0106G	12-1
IR Receiver Cable (38 KHz)	2XRT-0003G	12-1

* Cables with different lengths are available, please refer to 11-3.

VM0404HA 4 x 4 4K HDMI Matrix Switch **PRO**



RS-232
Control

IR Remote
Control

EDID



Front



Rear

Features

- 4 x 4 HDMI I/O connections
- Supports up to 4K resolution
- Multiple Control Methods – system management via front-panel pushbuttons, IR and RS-232 connections
- **EDID Expert™** – selects optimum EDID settings for smooth power-up, high-quality display and use of the best resolution across different screens
- **ESD protection** for HDMI
- Firmware upgradable
- Rack-mountable

Specifications

Function		VM0404HA
Video Input	Interface	4 x HDMI Type A Female (Black)
	Impedance	100 Ω
	Max. Distance	1.8 m
Video Output	Interface	4 x HDMI Type A Female (Black)
	Impedance	100 Ω
	Max. Distance	15 m
Video	Max. Data Rate	3.4 Gbps (2.25 Gbps Per Lane)
	Max. Pixel Clock	340 MHz
	Compliance	HDMI (3D, Deep Color, 4K) HDCP 1.4 Compatible Consumer Electronics Control (CEC)
	Max. Resolutions	Up to 4K@60Hz (4:2:0); 4K@30Hz (4:4:4)
	Max. Distance	Up to 15 m
Control	RS-232	Connector: 1 x DB-9 Female (Black) Baud rate and protocol: Baud Rate: 19200, Data Bits: 8, Stop Bits: 1, Parity: No, Flow Control: No
	IR	1 x Mini Stereo Jack Female (Black)
EDID Settings		EDID Mode: Default / Port1 / Remix (See page VIII for definition of each EDID mode)
Connectors	F/W Upgrade	1 x Micro USB
Power	Connectors	1 x DC Jack (Black)
	Consumption	5 VDC, 10.58W
Environmental	Operating Temperature	0–40 °C
	Storage Temperature	–20–60 °C
	Humidity	0–80% RH, Non-Condensing
Physical Properties	Housing	Metal
	Weight	TBD
	Dimensions (L x W x H)	43.20 x 15.40 x 4.40 cm
Carton Lot		1 pc

Included Accessories

	VM0404HA
Power Adaptor	•
IR Remote Control	•
Mounting Kit	•
IR Receiver	•

Optional Accessories

Description	Part No. / Spec.	Page No.
HDMI Cable*	2L-7D02H-1 (2 m)	11-3
LockPro™ (HDMI Cable Lock)	2X-EA12	12-1
IR Remote Control	2XRT-0106G	12-1
IR Receiver Cable (38 KHz)	2XRT-0003G	12-1

* Cables with different lengths are available, please refer to 11-3.

VM0808HA 8 x 8 4K HDMI Matrix Switch **PRO**



Front



Rear

Features

- 8 x 8 HDMI I/O connections
- Supports up to 4K resolution
- Multiple Control Methods – system management via front-panel pushbuttons, IR, RS-232 and Ethernet connections
- Extends IR transmission via IR extension cable
- **EDID Expert™** – selects optimum EDID settings for smooth power-up, high-quality display and use of the best resolution across different screens
- **ESD protection** for HDMI
- Firmware upgradable
- Rack-mountable

Specifications

Function		VM0808HA
Video Input	Interface	8 x HDMI Type A Female (Black)
	Impedance	100 Ω
	Max. Distance	1.8 m
Video Output	Interface	8 x HDMI Type A Female (Black)
	Impedance	100 Ω
	Max. Distance	15 m
Video	Max. Data Rate	10.2 Gbps (3.4 Gbps Per Lane)
	Max. Pixel Clock	340 MHz
	Compliance	HDMI (3D, Deep Color, 4K) HDCP 2.2 Compatible Consumer Electronics Control (CEC)
	Max. Resolutions	Up to 4K@60Hz (4:2:0); 4K@30Hz (4:4:4)
	Max. Distance	Up to 15 m
Control	RS-232	Connector: 1 x DB-9 Female (Black) Baud rate and protocol: Baud Rate: 19200, Data Bits: 8, Stop Bits:1, Parity: No, Flow Control: No
	IR	1 x Mini Stereo Jack Female (Black)
EDID Settings		EDID Mode: Default / Port1 / Remix / Customized (See page VIII for definition of each EDID mode)
Power	Connectors	1 x 3-Prong AC Socket
	I/P Rating	100-240 VAC; 50-60 Hz; 1.0A
	Consumption	120 VAC, 24W; 230 VAC, 24.4W
Environmental	Operating Temperature	0–40 °C
	Storage Temperature	–20–60 °C
	Humidity	0–80% RH, Non-Condensing
Physical Properties	Housing	Metal
	Weight	3.86 kg
	Dimensions (L x W x H)	43.24 x 26.23 x 4.40 cm
Carton Lot		1 pc

Included Accessories

	VM0808HA
Power Cord	•
IR Remote Control	•
IR Receiver	•
Mounting Kit	•

Optional Accessories

Description	Part No. / Spec.	Page No.
HDMI Cable*	2L-7D02H-1 (2 m)	11-3
IR Extension Cable	2XRT-0003G	12-1
LockPro™ (HDMI Cable Lock)	2X-EA12	12-1
IR Remote Control	2XRT-0106G	12-1

* Cables with different lengths are available, please refer to 11-3.

VM0202H 2 x 2 4K HDMI Matrix Switch **PRO**

HDMI
HIGH DEFINITION MULTIMEDIA INTERFACE

4K



A/V In
HDMI



A/V Out
HDMI

RS-232
Control



IR Remote
Control



EDID

Front



Rear



Features

- 2 x 2 HDMI I/O connection
- Supports up to 4K resolution
- Configuration and control via front-panel pushbuttons and RS-232 connections
- **ESD protection** for HDMI
- Firmware upgradable
- Rack-mountable

Specifications

Function		VM0202H
Video Input	Interface	2 x HDMI Type A Female (Black)
	Impedance	100 Ω
	Max. Distance	1.8 m
Video Output	Interface	2 x HDMI Type A Female (Black)
	Impedance	100 Ω
	Max. Distance	15 m
Video	Max. Data Rate	10.2 Gbps (3.4 Gbps Per Lane)
	Max. Pixel Clock	340 MHz
	Compliance	HDMI (3D, 4K, Deep Color) HDCP 1.4 Compatible Consumer Electronics Control (CEC)
	Max. Resolutions	Up to 4K @ 60Hz (4:2:0); 4K @ 30Hz (4:4:4)
	Max. Distance	Up to 15 m
Control	USB	1 x Micro USB F/W upgrade
	RS-232	Connector: 1 x DB-9 Female (Black) Baud Rate and Protocol: Baud Rate: 19200, Data Bits: 8, Stop Bits: 1, Parity: No, Flow Control: No
	IR	1 x Mini Stereo Jack Female (Black)
EDID Settings		EDID Mode: Default / Port1 / Remix
Power	Connector	1 x DC Jack (Black)
	Consumption	TBD
Environmental	Operating Temperature	0–40 °C
	Storage Temperature	–20–60 °C
	Humidity	0–80% RH, Non-Condensing
Physical Properties	Housing	Metal
	Weight	TBD
	Dimensions (L x W x H)	TBD
Carton Lot		3 pcs

Included Accessories

	VM0404H
Power Adapter	•
IR Remote Control	•
Mounting Kit	•
IR Receiver	•

Optional Accessories

Description	Part No. / Spec.	Page No.
HDMI Cable*	2L-7D02H-1 (2 m)	11-3
IR Remote Control	2XRT-0101G	12-1
IR Receiver Cable (38 KHz)	2XRT-0003G	12-1

* Cables with different lengths are available, please refer to 11-3.

VM5404D 4 x 4 DVI Matrix Switch with Scaler

VM5808D 8 x 8 DVI Matrix Switch with Scaler



reddot award 2015
winner interface design

PRO



Video In
DVI



Video Out
DVI

RS-232
Control



IR Remote
Control

EDID



FPGA
Design



Scaler



Seamless
Switch



Video
Wall



Front

VM5404D



VM5808D



Rear

VM5404D



VM5808D

Features

- 4 x 4 or 8 x 8 DVI I/O connections
- Multiple Control Methods – system management via front-panel pushbuttons, IR, RS-232 and Ethernet connections
- Extends IR transmission via IR extension cable
- **Scaler** – features a video scaling function to integrate a video wall seamlessly with various output video formats
- **Seamless Switch™** – features close-to-zero second switching that provides continuous video streams, real-time switching and stable signal transmissions
- **Video Wall** – allows you to create custom video wall layouts via intuitive web GUI
- **EDID Expert™** – selects optimum EDID settings for smooth power-up, high-quality display and use of the best resolution across different screens
- Firmware upgradable
- Rack-mountable

Specifications

Function		VM5404D / VM5808D
Video Input	Interface	VM5404D: 4 x DVI-D Female (White); VM5808D: 8 x DVI-D Female (White)
	Impedance	100 Ω
	Max. Distance	1.8 m
Video Output	Interface	VM5404D: 4 x DVI-D Female (White); VM5808D: 8 x DVI-D Female (White)
	Impedance	100 Ω
Video	Max. Data Rate	6.75 Gbps (2.25 Gbps Per Lane)
	Max. Pixel Clock	225 MHz
	Compliance	HDCP 1.4 Compatible
	Max. Resolutions	Up to 1920 x 1200
	Max. Distance	Up to 5 m
Control	RS-232	Connector: 1 x DB-9 Female (Black) Baud Rate and Protocol: Baud Rate: 19200, Data Bits: 8, Stop Bits: 1, Parity: No, Flow Control: No
	IR	1 x Mini Stereo Jack Female (Black)
EDID Settings		EDID Mode: Default / Port1 / Remix / Customized (See page VIII for definition of each EDID mode)
Power	Connector	1 x 3-Prong AC Socket
	I/P Rating	100-240 VAC; 50-60 Hz; 1.0A
	Consumption	VM5404D: 120 VAC, 34.1W; 230 VAC, 34.4W VM5808D: 120 VAC, 56.4W; 230 VAC, 55.9W
Environmental	Operating Temperature	0–50 °C
	Storage Temperature	–20–60 °C
	Humidity	0–80% RH, Non-Condensing
Physical Properties	Housing	Metal
	Weight	VM5404D: 3.50 kg; VM5808D: 4.25 kg
	Dimensions (L x W x H)	43.24 x 25.98 x 4.40 cm
Carton Lot		1 pc

Included Accessories

	VM5404D / VM5808D
Power Cord	•
IR Remote Control	•
IR Receiver	•
Mounting Kit	•

Optional Accessories

Description	Part No. / Spec.	Page No.
DVI-D cable*	2L-7D03DD (3 m)	11-3
IR Extension Cable	2XRT-0003G	12-1
IR Remote Control	2XRT-0106G	12-1

* Cables with different lengths are available, please refer to 11-3.

VM0404 4 x 4 VGA/Audio Matrix Switch



Features

- 4 x 4 VGA I/O connections with audio
- Multiple Control Methods – system management via front-panel pushbuttons, IR and RS-232 connections
- Extends IR transmission via IR extension cable
- **EDID Expert™** – selects optimum EDID settings for smooth power-up, high-quality display and use of the best resolution across different screens
- Rack-mountable

Specifications

Function		VM0404
Video Input	Interface	4 x HDB-15 Male (Blue)
	Impedance	75 Ω
	Max. Distance	1.8 m
Video Output	Interface	4 x HDB-15 Female (Blue)
	Impedance	75 Ω
	Max. Distance	30 m
Video	Max. Bandwidth	300 MHz
	Max. Resolutions	Up to 1920 x 1200
	Max. Distance	Up to 30 m
Audio	Input	4 x Mini Stereo Jack Female (Green)
	Output	4 x Mini Stereo Jack Female (Green)
Control	RS-232	Connector: 1 x DB-9 Female (Black) Baud Rate and Protocol: Baud Rate: 19200, Data Bits: 8, Stop Bits: 1, Parity: No, Flow Control: No
	IR	1 x Mini Stereo Jack Female (Black)
EDID Settings		EDID Mode: Default / Port1 / Remix / Auto (See page VIII for definition of each EDID mode)
Power	Connector	1 x DC Jack (Black)
	Consumption	5.3 VDC, 2.7W
Environmental	Operating Temperature	0–50 °C
	Storage Temperature	–20–60 °C
	Humidity	0–80% RH, Non-Condensing
Physical Properties	Housing	Metal
	Weight	0.87 kg
	Dimensions (L x W x H)	26.00 x 7.61 x 4.40 cm
Carton Lot		5 pcs

Included Accessories

	VM0404
Power Adapter	•

Optional Accessories

Description	Part No. / Spec.	Page No.
VGA / Audio Cable	2L-2402A	11-3
IR Extension Cable	2XRT-0003G	12-1
IR Remote Control	2XRT-0106G	12-1
Mounting Kit	2X-020G	12-1

VM0808 8 x 8 VGA/Audio Matrix Switch **PRO**



Features

- 8 x 8 VGA I/O connections with audio
- Multiple Control Methods – system management via front-panel pushbuttons, IR and RS-232 connections
- Extends IR transmission via IR extension cable
- **Power-on Detection** – switches to the next powered-on source when one source is powered off
- **EDID Expert™** – selects optimum EDID settings for smooth power-up, high-quality display and use of the best resolution across different screens
- Rack-mountable

Specifications

Function		VM0808
Video Input	Interface	8 x HDB-15 Male (Blue)
	Impedance	75 Ω
	Max. Distance	1.8 m
Video Output	Interface	8 x HDB-15 Female (Blue)
	Impedance	75 Ω
	Max. Distance	30 m
Video	Max. Bandwidth	500 MHz
	Max. Resolutions	Up to 1920 x 1200
	Max. Distance	Up to 30 m
Audio	Input	8 x Mini Stereo Jack Female (Green)
	Output	8 x Mini Stereo Jack Female (Green)
Control	RS-232	Connector: 1 x DB-9 Female (Black) Baud Rate and Protocol: Baud Rate: 19200, Data Bits: 8, Stop Bits: 1, Parity: No, Flow Control: No
	IR	1 x Mini Stereo Jack Female (Black)
EDID Settings		EDID Mode: Default / Port1 / Remix / Auto (See page VIII for definition of each EDID mode)
Power	Connector	1 x 3-Prong AC Socket
	Consumption	120 VAC, 7W; 230 VAC, 8W
Environmental	Operating Temperature	0–50 °C
	Storage Temperature	–20–60 °C
	Humidity	0–80% RH, Non-Condensing
Physical Properties	Housing	Metal
	Weight	2.48 kg
	Dimensions (L x W x H)	43.72 x 16.78 x 4.40 cm
Carton Lot		1 pc

Included Accessories

	VM0808
Power Cord	•
IR Remote Control	•
IR Receiver	•
Mounting Kit	•

Optional Accessories

Description	Part No. / Spec.	Page No.
VGA / Audio Cable	2L-2402A	11-3
IR Extension Cable	2XRT-0003G	12-1
IR Remote Control	2XRT-0106G	12-1

VS0202 2 x 2 VGA/Audio Matrix Switch



Front



Rear



Features

- 2 x 2 VGA I/O connections with audio
- Each output can toggle between 2 inputs via front-panel pushbuttons

Specifications

Function		VS0202
Video Input	Interface	2 x HDB-15 Male (Blue)
	Impedance	75 Ω
	Max. Distance	1.8 m
Video Output	Interface	2 x HDB-15 Female (Blue)
	Impedance	75 Ω
Video	Max. Bandwidth	200 MHz
	Max. Resolutions	Up to 1920 x 1200
	Max. Distance	Up to 30 m
Audio	Input	2 x Mini Stereo Jack Female (Green)
	Output	2 x Mini Stereo Jack Female (Green)
Power	Connector	1 x DC Jack
	Consumption	5.3 VDC, 2.39W
Environmental	Operating Temperature	0–50 °C
	Storage Temperature	–20–60 °C
	Humidity	0–80% RH, Non-Condensing
Physical Properties	Housing	Metal
	Weight	0.47 kg
	Dimensions (L x W x H)	13.00 x 7.61 x 4.40 cm
Carton Lot		20 pcs

Included Accessories

	VS0202
VGA / Audio Cable	•
Power Adapter	•

Optional Accessories

Description	Part No. / Spec.	Page No.
VGA / Audio Cable	2L-2402A	11-3

Video Switches

ATEN video switches allow you to conveniently display the video output of 1 to multiple high resolution computer or source devices on a single monitor. All models offer easy source selection via pushbuttons, RS-232 or IR remote control, meaning you never have to reach behind the monitor. With support for the full range of video standards and many models with audio functionality, ATEN video switches are the perfect choice for meeting rooms, laboratories, research centers, information management centers and home theater applications.



- **Quick and Easy Port Selection**

The switches offer multiple methods to quickly and easily select the desired media source device among multiple sources: with pushbuttons located on the device and with an IR remote control. Use of the remote control lets you select source devices without having to get up and move to the switch to perform the selection with the pushbuttons.

- **Flexible Deployment**

By combining the switch with an external IR receiver you can locate it close to the media source. This provides greater video quality by keeping the cable distance shorter, while allowing you to control the media selection from a more comfortable location.

- **Outstanding Multimedia Support**

Audio signals from the source devices are transmitted together with the video – eliminating the need for a separate audio installation for each source and delivering an outstanding A/V experience when working with modern multimedia applications.

- **Control System Integration**

The built-in RS-232 serial port and IR allows you to effortlessly integrate ATEN Control System or your own control system and customize the control process according to your needs. RS-232 and IR support also gives you the ability to integrate serial connectivity devices – such as barcode scanners, POS terminals, kiosk touch screens and more – as part of the installation

- **Auto Switching**

ATEN video switches have the Auto Switching function which enables the switch to automatically switch between a selected port with priority settings when the source device is connected.

There are two types of priority settings that be configured with Auto Switching. Auto: switch which places the priority on a particular port and Next Switch Priority which places the priority on the next port with a new source connected to it. Aten's video switches come complete with the auto switching function.

Note: 1.The features highlighted above are not available in all products. Please refer to each product page for more details.

2.Product information is subject to change without prior notice.



Specifications at a Glance

Model	VS381	VS481A	VS481B	VS0801H
Interface	HDMI	HDMI	HDMI	HDMI
Inputs to Outputs	3 to 1	4 to 1	4 to 1	8 to 1
Max Video Resolution	1080p	1080p	4K@60 Hz (4:2:0); 4K@30 Hz (4:4:4)	1080p
Audio	• (HDMI)	• (HDMI)	• (HDMI)	• (HDMI)
Auto Switch	N/A	N/A	•	•
Power-on Detection	N/A	•	N/A	N/A
RS-232 Control	N/A	•	•	•
IR Remote Control	•	•	•	•

Model	VS482	VS261	VS461	VS0201	VS0401
Interface	HDMI	DVI	DVI	VGA	VGA
Inputs to Outputs	4 to 2	2 to 1	4 to 1	2 to 1	4 to 1
Max Video Resolution	1080p	1920 x 1200	1920 x 1200	1920 x 1440	1920 x 1440
Audio	• (HDMI)	•	•	•	•
Auto Switch	•	N/A	N/A	•	•
Power-on Detection	N/A	•	•	N/A	N/A
RS-232 Control	•	N/A	N/A	•	•
IR Remote Control	•	•	•	• (Optional)	• (Optional)

Model	VS0801A	VS201	VS291	VS491	VS881
Interface	VGA	VGA	VGA	VGA	VGA
Inputs to Outputs	8 to 1	2 to 1	2 to 1	4 to 1	8 to 1
Max Video Resolution	1920 x 1440	1920 x 1440	1920 x 1440	1920 x 1440	1920 x 1440
Audio	•	N/A	N/A	N/A	N/A
Auto Switch	•	•	N/A	N/A	•
RS-232 Control	•	N/A	N/A	N/A	N/A
IR Remote Control	•	N/A	N/A	N/A	•

VS381 3-Port HDMI Switch



Front



Rear



Features

- 3 x 1 HDMI I/O connections
- Video switching between input sources via front-panel pushbuttons / IR remote control
- Front-Panel LED indication of port and power status

Specifications

Function		VS381
Video Input	Interface	3 x HDMI Type A Female (Black)
	Impedance	100 Ω
	Max. Distance	1.8 m
Video Output	Interface	1 x HDMI Type A Female (Black)
	Impedance	100 Ω
Video	Max. Data Rate	6.75 Gbps (2.25 Gbps Per Lane)
	Max. Pixel Clock	225 MHz
	Compliance	HDMI (3D, Deep Color) HDCP 1.4 Compatible
	Max. Resolutions	Up to 1080p
	Max. Distance	Up to 15 m
Audio	Input	3 x HDMI Type A Female (Black)
	Output	1 x HDMI Type A Female (Black)
Control	IR	1 x Mini Stereo Jack Female (Black)
Power	Connector	1 x DC Jack
	Consumption	5 VDC, 3W
Environmental	Operating Temperature	0–50 °C
	Storage Temperature	–20–60 °C
	Humidity	0–80% RH, Non-Condensing
Physical Properties	Housing	Plastic
	Weight	0.07 kg
	Dimensions (L x W x H)	9.60 x 5.12 x 2.24 cm
Carton Lot		40 pcs

Included Accessories

	VS381
IR Remote Control	•

Optional Accessories

Description	Part No. / Spec.	Page No.
HDMI Cable*	2L-7D02H-1 (2 m)	11-3

* Cables with different lengths are available, please refer to 11-3.

VS481A 4-Port HDMI Switch



Front



Rear



Features

- 4 x 1 HDMI I/O connections
- Video switching between input sources via front-panel pushbuttons / IR remote control / RS-232 serial device
- **Power-on Detection** – switches to the next powered-on source when one source is powered off

Specifications

Function		VS481A
Video Input	Interface	4 x HDMI Type A Female (Black)
	Impedance	100 Ω
	Max. Distance	1.8 m
Video Output	Interface	1 x HDMI Type A Female (Black)
	Impedance	100 Ω
Video	Max. Data Rate	6.75 Gbps (2.25 Gbps Per Lane)
	Max. Pixel Clock	225 MHz
	Compliance	HDMI (3D, Deep Color) HDCP 1.4 Compatible Consumer Electronics Control (CEC)
	Max. Resolutions	Up to 1080p
	Max. Distance	Up to 15 m
Audio	Input	4 x HDMI Type A Female (Black)
	Output	1 x HDMI Type A Female (Black)
Control	RS-232	Connector: 1 x DB-9 Female (Black) Baud Rate and Protocol: Baud Rate: 19200, Data Bits: 8, Stop Bits: 1, Parity: No, Flow Control: No
Power	Connector	1 x DC Jack
	Consumption	5.3 VDC, 2.4W
Environmental	Operating Temperature	0–50 °C
	Storage Temperature	–20–60 °C
	Humidity	0–80% RH, Non-Condensing
Physical Properties	Housing	Metal
	Weight	0.47 kg
	Dimensions (L x W x H)	20.00 x 8.27 x 2.50 cm
Carton Lot		10 pcs

Included Accessories

	VS481A
HDMI Cable	•
IR Remote Control	•
Power Adapter	•

Optional Accessories

Description	Part No. / Spec.	Page No.
HDMI Cable*	2L-7D02H-1 (2 m)	11-3
IR Remote Control	2XRT-0101G	12-1

* Cables with different lengths are available, please refer to 11-3.

VS481B 4-Port 4K HDMI Switch **PRO**

HDMI™
HIGH DEFINITION MULTIMEDIA INTERFACE

4K



A/V In
HDMI



A/V Out
HDMI

RS-232
Control



IR Remote
Control



Instant
Switch



HDCP 2.2

Front



Rear



Features

- 4 x 1 HDMI I/O connections
- HDCP 2.2 compatible, and supports 4K video switching
- **Auto Switch Mode** – allows auto switching to a selected port with priority setting when a source is connected to the port
- **Instant Switching** between input sources via front-panel pushbuttons / IR remote control / RS-232 serial device
- Extends IR transmission via IR extension cable

Specifications

Function		VS481B
Video Input	Interface	4 x HDMI Type A Female (Black)
	Impedance	100 Ω
	Max. Distance	1.8 m
Video Output	Interface	1 x HDMI Type A Female (Black)
	Impedance	100 Ω
	Max. Distance	15 m
Video	Max. Data Rate	9 Gbps (3 Gbps Per Lane)
	Max. Pixel Clock	300 MHz
	Compliance	HDMI (3D, Deep Color, 4K) HDCP 2.2 Compatible Consumer Electronics Control (CEC)
	Max. Resolutions	Up to 4K@60 Hz (4:2:0); 4K@30Hz (4:4:4)
	Max. Distance	Up to 15 m
Audio	Input	4 x HDMI Type A Female (Black)
	Output	1 x HDMI Type A Female (Black)
Control	RS-232	Connector: 1 x DB-9 Female (Black) Baud Rate and Protocol: Baud Rate: 19200, Data Bits: 8, Stop Bits: 1, Parity: No, Flow Control: No
	IR	1 x Mini Stereo Jack Female (Black)
Power	Connector	1 x DC Jack
	Consumption	5 VDC, 5W
Environmental	Operating Temperature	0–50 °C
	Storage Temperature	–20–60 °C
	Humidity	0–80% RH, Non-Condensing
Physical Properties	Housing	Metal
	Weight	0.48 kg
	Dimensions (L x W x H)	20.00 x 8.25 x 2.50 cm
Carton Lot		10 pcs

Included Accessories

	VS481B
HDMI Cable	•
IR Remote Control	•
Power Adapter	•

Optional Accessories

Description	Part No. / Spec.	Page No.
HDMI Cable*	2L-7D02H-1 (2 m)	11-3
IR Extension Cable	2XRT-003G	12-1
IR Remote Control	2XRT-0101G	12-1

* Cables with different lengths are available, please refer to 11-3.

VS0801H 8-Port HDMI Switch **PRO**



Front



Rear



Features

- 8 x 1 HDMI I/O connections
- Video switching via front-panel pushbuttons / IR remote control / RS-232 serial device
- **Auto Switch Mode** – allows auto switching to a selected port with priority setting when a source is connected to the port
- Rack-mountable

Specifications

Function		VS0801H
Video Input	Interface	8 x HDMI Type A Female (Black)
	Impedance	100 Ω
	Max. Distance	1.8 m
Video Output	Interface	1 x HDMI Type A Female (Black)
	Impedance	100 Ω
Video	Max. Data Rate	6.75 Gbps (2.25 Gbps Per Lane)
	Max. Pixel Clock	225 MHz
	Compliance	HDMI (3D, Deep Color) HDCP 1.4 Compatible Consumer Electronics Control (CEC)
	Max. Resolutions	Up to 1080p
	Max. Distance	Up to 15 m
Audio	Input	8 x HDMI Type A Female (Black)
	Output	1 x HDMI Type A Female (Black)
Control	RS-232	Connector: 1 x DB-9 Female (Black) Baud Rate and Protocol: Baud Rate: 19200, Data Bits: 8, Stop Bits:1, Parity: No, Flow Control: No
Power	Connector	1 x DC Jack
	Consumption	5.3 VDC, 3.71W
Environment	Operating Temperature	0–50 °C
	Storage Temperature	–20–60 °C
	Humidity	0–80% RH, Non-Condensing
Physical Properties	Housing	Metal
	Weight	1.75 kg
	Dimensions (L x W x H)	43.70 x 15.98 x 4.40 cm
Carton Lot		3 pcs

Included Accessories

	VS0801H
IR Remote Control	•
Power Adapter	•
Mounting Kit	•

Optional Accessories

Description	Part No. / Spec.	Page No.
HDMI Cable*	2L-7D02H-1 (2 m)	11-3
IR Remote Control	2XRT-0007G	12-1

* Cables with different lengths are available, please refer to 11-3.

VS482 4-Port HDMI Switch with Dual Output PRO



Front



Rear

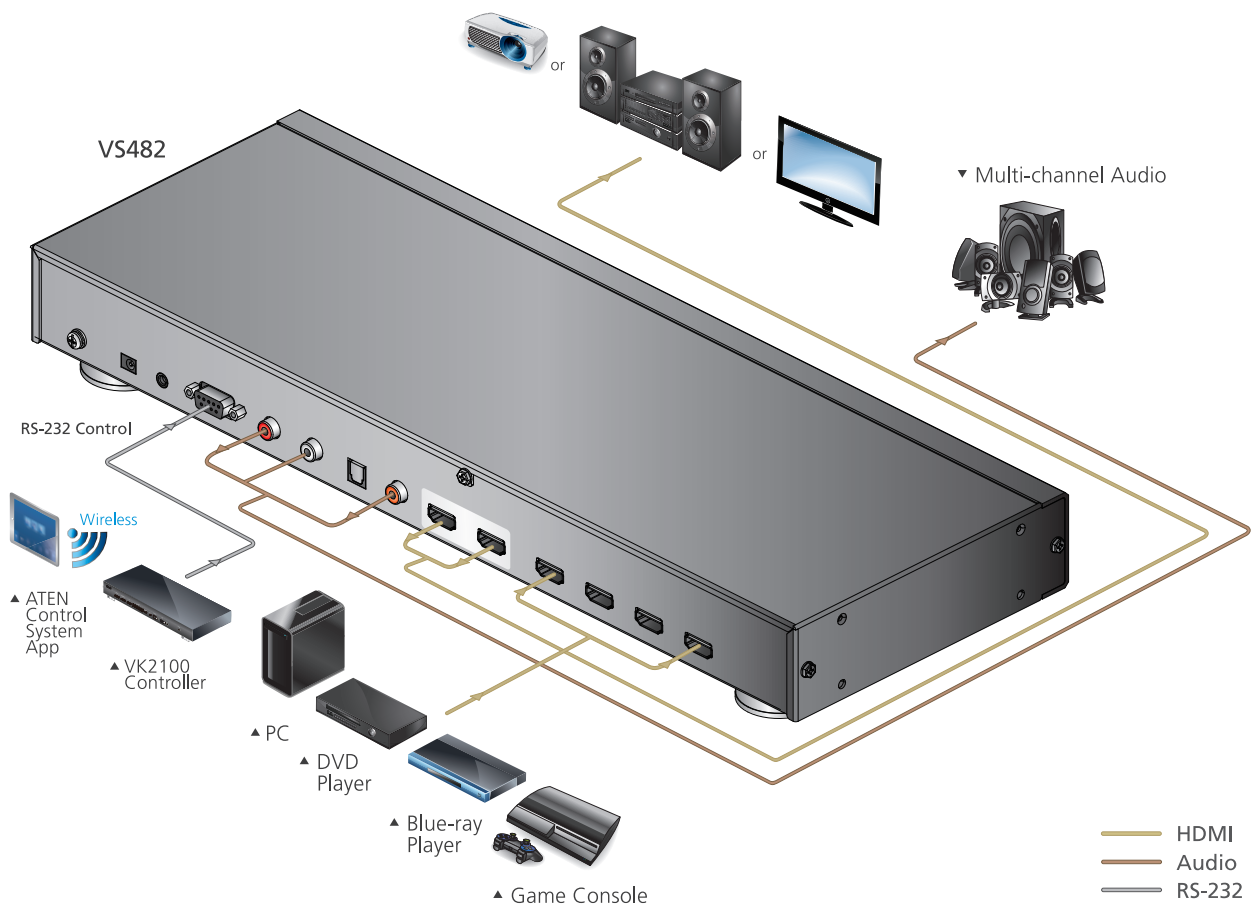
Features

- 4 x 2 HDMI I/O connections
- **Instant switching** via front-panel pushbuttons / IR remote control / RS-232 serial device
- **Auto Switch Mode** – allows auto switching to a selected port with priority setting when a source is connected to the port
- **On-Screen Display (OSD)** for system configuration settings and information display
- **Audio Return Channel (ARC) function** – audio from an HDMI source can be sent to an audio/video receiver by connecting an HDMI cable to the ARC port
- **EDID Expert™** – selects optimum EDID settings for smooth power-up, high-quality display and use of the best resolution across different screens
- Extends IR transmission via IR extension cable
- Rack-mountable

Setup > VS482

6

Video Switches



Specifications

Function		VS482
Video Input	Interface	4 x HDMI Type A Female (Black)
	Impedance	100 Ω
	Max. Distance	1.8 m
Video Output	Interface	2 x HDMI Type A Female (Black)
	Impedance	100 Ω
	Max. Distance	15 m
Video	Max. Data Rate	6.75 Gbps (2.25 Gbps Per Lane)
	Max. Pixel Clock	225 MHz
	Compliance	HDMI (3D, Audio Return Channel, Deep Color) HDCP 1.4 Compatible Consumer Electronics Control (CEC)
	Max. Resolutions	Up to 1080p
	Max. Distance	Up to 15 m
Audio	Input	4 x HDMI Type A Female (Black)
	Output	Analog: 2 x RCA (Red / White) Digital: 1 x HDMI Type A Female (Black) 1 x Toslink (Black) 1 x RCA (Orange)
Control	RS-232	Connector: 1 x DB-9 Female (Black) Baud Rate and Protocol: Baud Rate: 19200, Data Bits: 8, Stop Bits: 1, Parity: No, Flow Control: No
	IR	1 x Mini Stereo Jack Female (Black)
EDID Settings		EDID Mode: Default / Port1 / Auto (See page VIII for definition of each EDID mode)
Power	Connector	1 x DC Jack
	Consumption	5.3 VDC, 6.95W
Environmental	Operating Temperature	0–50 °C
	Storage Temperature	-20–60 °C
	Humidity	0–80% RH, Non-Condensing
Physical Properties	Housing	Metal
	Weight	2.16 kg
	Dimensions (L x W x H)	43.72 x 15.86 x 4.40 cm
Carton Lot		3 pcs

Included Accessories

	VS482
IR Remote Control	•
Power Adapter	•
Mounting Kit	•

Optional Accessories

Description	Part No. / Spec.	Page No.
HDMI Cable*	2L-7D02H-1 (2 m)	11-3
IR Extension Cable	2XRT-0003G	12-1
IR Remote Control	2XRT-0010G	12-1

* Cables with different lengths are available, please refer to 11-3.

VS261 / VS461 2/4-Port DVI/Audio Switch



Features

- 2 x 1 or 4 x 1 DVI I/O connections
- Video switching via front-panel pushbuttons / IR remote control
- **Power-on Detection** – switches to the next powered-on source when one source is powered off

Specifications

Function		VS261 / VS461
Video Input	Interface	VS261: 2 x DVI-I Female (White) VS461: 4 x DVI-I Female (White)
	Impedance	100 Ω
	Max. Distance	1.8 m
Video Output	Interface	1 x DVI-I Female (White)
	Impedance	100 Ω
	Max. Distance	5 m
Video	Max. Data Rate	6.75 Gbps (2.25 Gbps Per Lane)
	Max. Pixel Clock	225 MHz
	Compliance	HDCP 1.4 Compatible
	Max. Resolutions	Up to 1920 x 1200
Audio	Max. Distance	Up to 5 m
	Input	VS261: 4 x Stereo RCA Jack Female (Red / White) VS461: 8 x Stereo RCA Jack Female (Red / White)
	Output	2 x Stereo RCA Jack Female (Red/White)
Power	Connector	1 x DC Jack
	Consumption	VS261: 5.3 VDC, 1.91W; VS461: 5.3 VDC, 4.93 W
Environmental	Operating Temperature	0–50 °C
	Storage Temperature	–20–60 °C
	Humidity	0–80% RH, Non-Condensing
Physical Properties	Housing	Metal
	Weight	VS261: 0.50 kg VS461: 0.75 kg
	Dimensions (L x W x H)	VS261: 14.00 x 8.80 x 5.55 cm VS461: 21.00 x 8.80 x 5.55 cm
Carton Lot		10 pcs

Included Accessories

	VS261 / VS461
IR Remote Control	•
Power Adapter	•

Optional Accessories

Description	Part No. / Spec.	Page No.
IR Remote Control	2XRT-0101G	12-1

VS0201 / VS0401 2/4-Port VGA/Audio Switch



Features

- 2 x 1 or 4 x 1 VGA I/O connections
- **Auto Switch Mode** – allows auto switching to a selected port with priority setting when a source is connected to the port
- Video switching via front-panel pushbuttons / IR remote control / RS-232 serial device
- Extends IR transmission via IR extension cable
- Rack-mountable (VS0401)

Specifications

Function		VS0201 / VS0401
Video Input	Interface	VS0201: 2 x HDB-15 Male (Blue); VS0401: 4 x HDB-15 Male (Blue)
	Impedance	75 Ω
	Max. Distance	1.8 m
Video Output	Interface	1 x HDB-15 Female (Blue)
	Impedance	75 Ω
	Max. Distance	30 m
Video	Max. Bandwidth	300 MHz
	Max. Resolutions	Up to 1920 x 1440
	Max. Distance	Up to 30 m
Audio	Input	VS0201: 2 x Mini Stereo Jack Female (Green) VS0401: 4 x Mini Stereo Jack Female (Green)
	Output	1 x Mini Stereo Jack Female (Green)
Control	RS-232	Connector: 1 x DB-9 Female (Black) Baud Rate and Protocol: Baud Rate: 19200, Data Bits: 8, Stop Bits: 1, Parity: No, Flow Control: No
	IR	1 x Mini Stereo Jack Female (Black)
Power	Connector	1 x DC Jack
	Consumption	5.3 VDC, 0.55W
Environmental	Operating Temperature	0–50 °C
	Storage Temperature	–20–60 °C
	Humidity	0–80% RH, Non-Condensing
Physical Properties	Housing	Metal
	Weight	VS0201: 0.45 kg; VS0401: 0.66 kg
	Dimensions (L x W x H)	VS0201: 13.00 x 7.61 x 4.40 cm; VS0401: 20.00 x 7.61 x 4.40 cm
Carton Lot		5 pcs

Included Accessories

	VS0201 / VS0401
Power Adapter	•

Optional Accessories

Description	Part No. / Spec.	Page No.
VGA / Audio Cable	2L-2402A	11-3
IR Extension Cable	2XRT-0003G	12-1
IR Remote Control	2XRT-0101G	12-1
Mounting Kit (VS0401)	2X-020G	12-1

VS0801A 8-Port VGA/Audio Switch with Auto Switching



Front



Rear



Features

- 8 x 1 VGA I/O connections
- **Auto Switch Mode** – allows auto switching to a selected port with priority setting when a source is connected to the port
- An optional **Port-Switching VGA cable** featuring a port-switching button can be installed between the switch and a source device for video switching
- Video switching via front-panel pushbuttons / IR remote control / RS-232 serial device / port-switching cable
- Front-Panel LED indication of power and port status
- Rack-mountable

Specifications

Function		VS0801A
Video Input	Interface	8 x HDB-15 Male (Blue)
	Impedance	75 Ω
	Max. Distance	1.8 m
Video Output	Interface	1 x HDB-15 Female (Blue)
	Impedance	75 Ω
Video	Max. Bandwidth	300 MHz
	Max. Resolutions	Up to 1920 x 1440
	Max. Distance	Up to 30 m
Audio	Input	8 x Mini Stereo Jack Female (Green)
	Output	1 x Mini Stereo Jack Female (Green)
Control	RS-232	Connector: 1 x DB-9 Female (Black) Baud Rate and Protocol: Baud Rate: 19200, Data Bits: 8, Stop Bits: 1, Parity: No, Flow Control: No
Power	Connector	1 x DC Jack
	Consumption	5.3 VDC, 1.01W
Environmental	Operating Temperature	0–50 °C
	Storage Temperature	–20–60 °C
	Humidity	0–80% RH, Non-Condensing
Physical Properties	Housing	Metal
	Weight	2.10 kg
	Dimensions (L x W x H)	43.70 x 15.98 x 4.40 cm
Carton Lot		3 pcs

Included Accessories

	VS0801A
IR Remote Control	•
Power Adapter	•
Mounting Kit	•

Optional Accessories

Description	Part No. / Spec.	Page No.
Port Switching VGA Cable	2L-5202B / 2L-5203B / 2L-5205B	12-1
IR Remote Control	2XRT-0007G	12-1

VS201 2-Port VGA Switch Wall Plate



Features

- 2 x 1 VGA I/O connections
- Compact design with convenient topside connection–lays flat on a desktop or mounts on a wall
- **Auto Switch Mode** – allows auto switching to a selected port with priority setting via a slide switch when a source is connected to the port

Specifications

Function		VS201
Video Input	Interface	2 x HDB-15 Male (Blue)
	Impedance	75 Ω
	Max. Distance	1.8 m
Video Output	Interface	1 x HDB-15 Female (Blue)
	Impedance	75 Ω
	Max. Distance	30 m
Video	Max. Bandwidth	300 MHz
	Max. Resolutions	Up to 1920 x 1440
	Max. Distance	Up to 30 m
Power	Connector	1 x DC Jack
	Consumption	5.3 VDC,0.32W
Environmental	Operating Temperature	0–50 °C
	Storage Temperature	-20–60 °C
	Humidity	0–80% RH, Non-Condensing
Physical Properties	Housing	Metal
	Weight	0.20 kg
	Dimensions (L x W x H)	10.36 x 7.90 x 2.79 cm
Carton Lot		20 pcs


Included Accessories

	VS201
Power Adapter	•

VS291 / VS491 2/4-Port VGA Switch



Rear



Features

- 2 x 1 or 4 x 1 VGA I/O connections
- Video switching via the topside pushbutton

Specifications

Function		VS291 / VS491
Video Input	Interface	VS291: 2 x HDB-15 Female (Blue) VS491: 4 x HDB-15 Female (Blue)
	Impedance	75 Ω
	Max. Distance	1.8 m
Video Output	Interface	1 x HDB-15 Female (Blue)
	Impedance	75 Ω
	Max. Distance	10 m
Video	Max. Bandwidth	150 MHz
	Max. Resolutions	Up to 1920 x 1440
	Max. Distance	Up to 10 m
Power	Connector	1 x DC Jack
	Consumption	VS291: 9 VDC, 0.9W; VS491: 9 VDC, 1.35W
Environmental	Operating Temperature	0–50 °C
	Storage Temperature	–20–60 °C
	Humidity	0–80% RH, Non-Condensing
Physical Properties	Housing	Plastic / Metal
	Weight	VS291: 0.15 kg VS491: 0.18 kg
	Dimensions (L x W x H)	12.00 x 6.52 x 4.40 cm
Carton Lot		20 pcs

Included Accessories

	VS291 / VS491
Power Adapter	•

VS881 8-Port VGA Switch with Auto Switching



Features

- 8 x 1 VGA I/O connections
- Video switching via pushbuttons / IR remote control
- Extra-thin IR handset design for easy storage under the unit
- **Automatic Switch Mode** – switches to the first active port detected

Specifications

Function		VS881
Video Input	Interface	8 x HDB-15 Male (Blue)
	Impedance	75 Ω
	Max. Distance	1.8 m
Video Output	Interface	1 x HDB-15 Female (Blue)
	Impedance	75 Ω
	Max. Distance	10 m
Video	Max. Bandwidth	300 MHz
	Max. Resolutions	Up to 1920 x 1440
	Max. Distance	Up to 10 m
Control	IR	1 x Mini Stereo Jack Female (Black)
Power	Connector	1 x DC Jack
	Consumption	5 VDC, 4.5W
Environmental	Operating Temperature	0–50 °C
	Storage Temperature	-20–60 °C
	Humidity	0–80% RH, Non-Condensing
Physical Properties	Housing	Plastic
	Weight	0.45 kg
	Dimensions (L x W x H)	17.35 x 19.13 x 4.50 cm
Carton Lot		5 pcs

Included Accessories

	VS881
VGA Cable	•
IR Remote Control	•
External IR receiver	•
Power Adapter	•

Optional Accessories

Description	Part No. / Spec.	Page No.
IR Remote Control	2XRT-0007G	12-1

Video Splitters

ATEN video splitters not only duplicate a single video source to multiple outputs but also boost the signal so it can be sent over longer distances without degradation. Multiple splitters can be cascaded up to three levels to provide a high number of displays in multiple locations. Models with audio functionality are available. ATEN video splitters are ideal for public broadcasting, computer stores, classrooms, training facilities and digital signage applications.



- **Cost Effective Expansion**

Video splitters easily and economically transmit the signals from a single A/V source to multiple output devices so that all the connected monitors display the same content simultaneously. If an application calls for more displays, its installation can be expanded by cascading additional units via port connections on the splitter.

- **High Bandwidth – Crisp Output**

With ultra-high bandwidth support, images appear crisp, clear and true on each of the target displays.

- **Outstanding Multimedia Support**

In addition to high-quality video, the integrated audio component delivers an outstanding A/V experience when working with modern multimedia applications.

Note: 1.The features highlighted above are not available in all products. Please refer to each product page for more details.

2.Product information is subject to change without prior notice.



Specifications at a Glance

Model	VS1912	VS192	VS194	VS182B	VS184B	VS182A	VS184A	VS0108HA
Interface	DisplayPort	DisplayPort	DisplayPort	HDMI	HDMI	HDMI	HDMI	HDMI
Inputs to Outputs	1 to 12	1 to 2	1 to 4	1 to 2	1 to 4	1 to 2	1 to 4	1 to 8
Max Video Resolution	1920 x 1080	4K@60Hz		4K @ 60Hz (4:4:4)		4K@60 Hz (4:2:0)		
Audio	•	N/A	N/A	• (HDMI)	• (HDMI)	• (HDMI)	• (HDMI)	• (HDMI)
Max Pixel Clock	340MHz	N/A	N/A	600 Mhz	600 Mhz	340MHz	340MHz	340MHz

Model	VS172	VS174	VS162	VS164	VS146
Interface	DVI	DVI	DVI	DVI	SDI
Inputs to Outputs	1 to 2	1 to 4	1 to 2	1 to 4	1 to 6
Max Video Resolution	2560 x 1600		1920 x 1200		1080p@60Hz
Audio	•	•	•	•	•
Max Pixel Clock	225MHz	225MHz	225MHz	225MHz	148.5 MHz

Model	VS0102	VS0104	VS0108	VS0116	VS132A	VS134A	VS138A
Interface	VGA	VGA	VGA	VGA	VGA	VGA	VGA
Inputs to Outputs	1 to 2	1 to 4	1 to 8	1 to 16	1 to 2	1 to 4	1 to 8
Max Video Resolution	1920 x 1440			1920 x 1440	2048 x 1536		
Audio	•	•	•	•			
Max Bandwidth	450 MHz	450 MHz	450 MHz	250 MHz	450MHz	450MHz	450MHz

Model	VS92A	VS94A	VS98A	VS132	VS102	VS82	VS84	VS88
Interface	VGA	VGA	VGA	VGA	VGA	VGA	VGA	VGA
Inputs to Outputs	1 to 2	1 to 4	1 to 8	1 to 2	1 to 2	1 to 2	1 to 4	1 to 8
Max Video Resolution	1920 x 1440			1920 x 1440	1920 x 1440	1920 x 1440		
Max Bandwidth	350MHz	350MHz	350 MHz	350MHz	250MHz	250MHz	250MHz	200 MHz

VS1912 12-Port DP Video Wall Media Player



Front



Rear



Features

- PC-based player for digital signage and video wall applications
- Allows video walls of up to 12 displays
- **Supports creative, asymmetric layouts***
- **Advanced Video Wall – Pictures and videos can be resized, layered (including Picture in Picture), spanned across multiple screens and rotated at 90° intervals.**
- Widgets display video, image, flash media, webpage, text, banner, clock, RSS or RTSP over the screens
- Flexible scheduling and profiles for easy management of connections

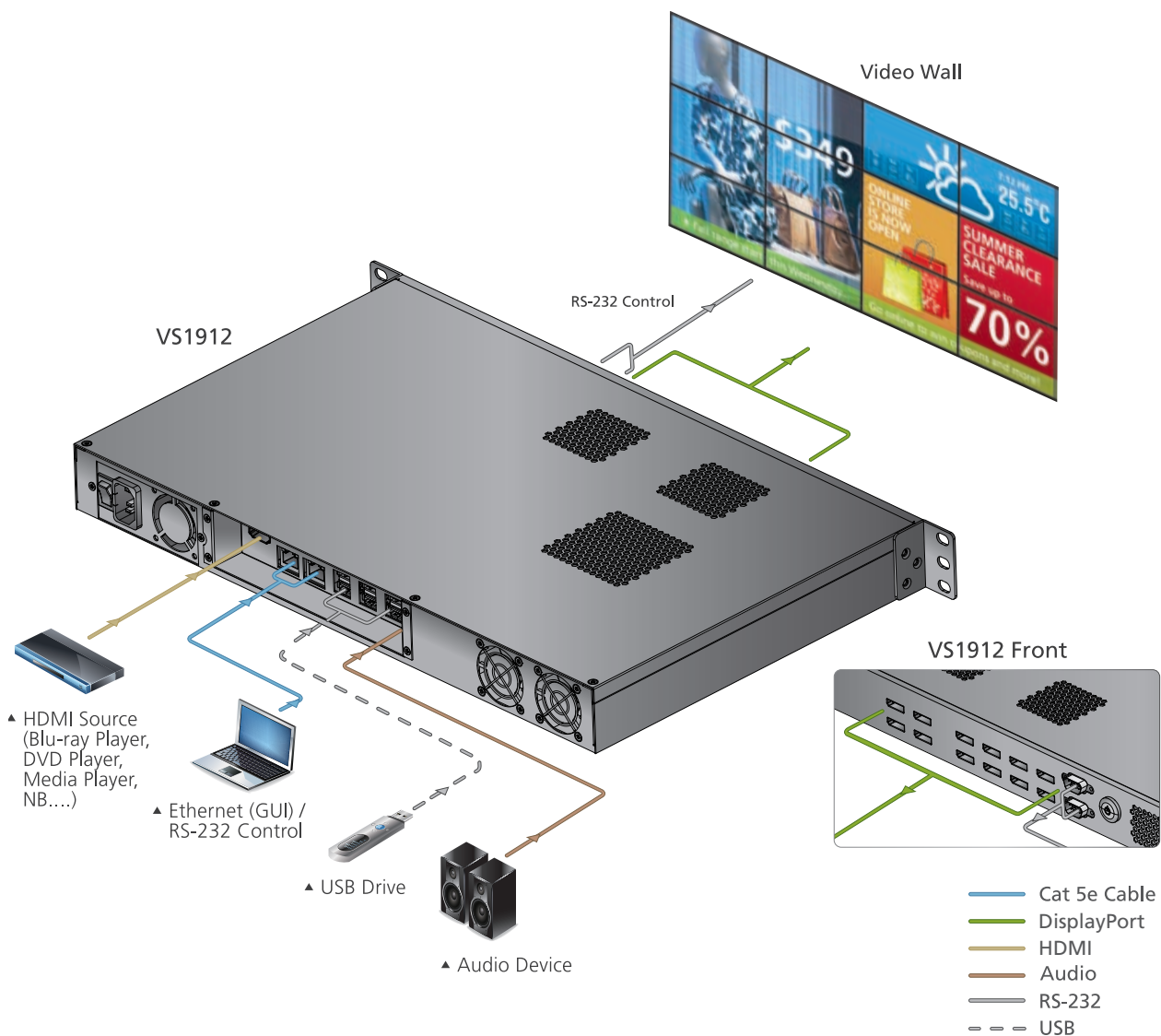
* Asymmetric layouts can be formed using displays at right angles only (i.e. portrait and landscape orientations).

* RS-232 functionality is pending and will be available with future firmware upgrades.

Setup > VS1912

7

Video Splitters



Specifications

Function		VS1912
Video Input	Interface	1 x HDMI Type A Female
Video Output	Interface	12 x DisplayPort 1.1 Female
Video	Max. Data Rate	8.64 Gbps (2.7 Gbps Per Lane)
	Max. Pixel Clock	340 MHz (with DP to DVI Active Adapter)
	Compliance	HDMI (3D, Deep Color) DisplayPort 1.1
Audio	Output	1 x 3.5 mm Stereo Jack Female
Control	RS-232	Connector: 2 x DB-9 Female (Black) Baud Rate and Protocol: Baud Rate: 38400~19200, Hardware & Software Flow Control
	Ethernet	2 x RJ-45 Female
USB		2 x USB 3.0 Female 4 x USB 2.0 Female
Power	Connector	1 x 3-prong AC Socket
	I/P Rating	100-240 VAC; 50-60 Hz; 3A
	Consumption	120 VAC, 400W; 230 VAC, 400W
FAN		Airflow: 28.8 cfm (Max. in Free Air) Operating Voltage: 6.0 ~ 12.0 VDC Operating Temp: -10 ~ 65 °C
Storage Capacity		64GB mSATA
System Memory		8GB DDR3
Environmental	Operating Temperature	0–40 °C
	Storage Temperature	-20–60 °C
	Humidity	0–80% RH, Non-Condensing
Physical Properties	Housing	Metal
	Weight	4.22 kg
	Dimensions (L x W x H)	43.00 x 27.00 x 4.40 cm
Carton Lot		3 pcs

Included Accessories

	VS1912
DisplayPort to DVI Adapters	*12
Power Cord	*1
Mounting Kit	*1

Optional Accessories

Description	Part No. / Spec.	Page No.
HDMI Cable*	2L-7D02H-1 (2 m)	11-3
DisplayPort Cable*	2L-7D02DP (2 m)	11-3
DisplayPort to VGA Adapter	VC925	9-10
DisplayPort to HDMI Adapter	VC985	9-10
DisplayPort to 4K HDMI Active Adapter	VC986	9-10

* Cables with different lengths are available, please refer to 11-3.

VS182B / VS184B 2/4-Port True 4K HDMI Splitter



Front



Rear



Features

- Connects 1 HDMI input to 2/4 HDMI outputs
- **Supports True 4K resolutions**, HDMI 2.0 and HDCP 2.2
- EDID Expert™ selects optimum EDID settings for smooth power-up, high-quality display and use of the best resolution across different screens
- HDCP 2.2 compliant

Specifications

Function		VS182B / VS184B
Video Input	Interface	1 x HDMI Type A Female (Black)
	Impedance	100 Ω
	Max. Distance	1.8 m
Video Output	Interface	VS182B: 2 x HDMI Type A Female (Black) VS184B: 4 x HDMI Type A Female (Black)
	Impedance	100 Ω
Video	Max. Data Rate	18 Gbps(6 Gbps Per Lane)
	Max. Pixel Clock	600 MHz
	Compliance	HDMI (3D, Deep Color, 4K); HDCP Compatible
	Max. Resolutions	Up to 4K @ 60Hz (4:4:4)
Audio	Input	1 x HDMI Type A Female (Black)
	Output	VS182B: 2 x HDMI Type A Female (Black) VS184B: 4 x HDMI Type A Female (Black)
Power	Connector	1 x DC Jack
	Consumption	5 VDC, TBD
EDID Settings		EDID Mode: Default / Port 1 / Auto (See page VIII for definition of each EDID mode)
Environmental	Operating Temperature	0-40 °C
	Storage Temperature	-20-60 °C
	Humidity	0-80% RH, Non-Condensing
Physical Properties	Housing	Metal
	Weight	0.31 kg
	Dimensions (L x W x H)	12.50 x 8.00 x 2.50 cm
Carton Lot		20 pcs

Included Accessories

	VS182B / VS184B
Power Adapter	•

Optional Accessories

Description	Part No. / Spec.	Page No.
HDMI Cable*	2L-7D02H-1 (2 m)	11-3

* Cables with different lengths are available, please refer to 11-3.

VS182A / VS184A / VS0108HA 2/4/8-Port 4K HDMI Splitter



(VS0108HA)



Features

- Connects 1 HDMI input to 2/4/8 HDMI outputs
- System management via RS-232 connections (VS0108HA)
- **EDID Expert™** – selects optimum EDID settings for smooth power-up, high-quality display and use of the best resolution across different screens (VS0108HA)
- Rack-mountable (VS0108HA)

Specifications

Function		VS182A / VS184A / VS0108HA
Video Input	Interface	1 x HDMI Type A Female (Black)
	Impedance	100 Ω
	Max. Distance	1.8 m
Video Output	Interface	VS182A: 2 x HDMI Type A Female (Black); VS184A: 4 x HDMI Type A Female (Black) VS0108HA: 8 x HDMI Type A Female (Black)
	Impedance	100 Ω
Video	Max. Data Rate	10.2 Gbps (3.4 Gbps Per Lane)
	Max. Pixel Clock	340 MHz
	Compliance	HDMI (3D, Deep Color, 4K); HDCP 1.4 Compatible
	Max. Resolutions	Up to 4K@60 Hz (4:2:0); 4K@30Hz (4:4:4)
	Max. Distance	Up to 15 m
Audio	Input	1 x HDMI Type A Female (Black)
	Output	VS182A: 2 x HDMI Type A Female (Black); VS184A: 4 x HDMI Type A Female (Black) VS0108HA: 8 x HDMI Type A Female (Black)
Control	RS-232 (VS0108HA)	Connector: 1 x DB-9 Female (Black) Baud Rate and Protocol: Baud Rate: 19200, Data Bits: 8, Stop Bits: 1, Parity: No, Flow Control: No
EDID Settings (VS0108HA)		EDID Mode: Default / Port 1 / Auto (See page VIII for definition of each EDID mode)
Power	Connector	1 x DC Jack
	Consumption	VS182A: 5.3 VDC, 2.0W; VS184A: 5.3 VDC, 4.6W; VS0108HA: 5 VDC, 14.84W
Environmental	Operating Temperature	0–50 °C
	Storage Temperature	–20–60 °C
	Humidity	0–80% RH, Non-Condensing
Physical Properties	Housing	Metal
	Weight	VS182A: 0.31 kg; VS184A: 0.47 kg; VS0108HA: 1.74 kg
	Dimensions (L x W x H)	VS182A: 12.50 x 8.00 x 2.50 cm; VS184A: 20.00 x 8.00 x 2.50 cm VS0108HA: 43.72 x 15.78 x 4.40 cm
Carton Lot		VS182A / VS184A: 20 pcs; VS0108HA: 3pcs

Included Accessories

	VS182A / VS184A	VS0108HA
HDMI Cable	•	
Power Adapter	•	•
Mounting Kit		•

Optional Accessories

Description	Part No. / Spec.	Page No.
HDMI Cable*	2L-7D02H-1 (2 m)	11-3
LockPro™ (HDMI Cable Lock) (For VS0108HA)	2X-EA12	12-1

* Cables with different lengths are available, please refer to 11-3.

VS192 / VS194 2/4-Port 4K DisplayPort Splitter



Front



Rear



Features

- Connects 1 DisplayPort input to 2/4 DisplayPort outputs
- **Supports 4K resolutions** and DisplayPort 1.2
- Supports SST (Single Stream Transport) and MST (Multiple Stream Transport) Modes:
SST Mode: Duplicate a single video source on 2/4 displays with a maximum resolution of 4K on each monitor
MST Mode: Extend a video source across 2/4 displays with a 4K resolution

Requirement:
The maximum supported video resolution and number of monitors is dependent the graphics card you are using. Check the specifications of the graphics card to determine its capabilities.

Specifications

Function		VS192 / VS194
Video Input	Interface	1 x DisplayPort Female (Black)
Video Output	Interface	VS192: 2 x DisplayPort Female (Black) VS194: 4 x DisplayPort Female (Black)
Video	Compliance	DP 1.2 (3D, Deep Color, 4K); HDCP Compatible
	Max. Resolutions	Up to 4K @ 60Hz
Power	Connector	1 x DC Jack
	Consumption	VS192: 5 VDC, 4.6W VS164: 5 VDC, 10.3W
Environmental	Operating Temperature	0-40 °C
	Storage Temperature	-20-60 °C
	Humidity	0-80% RH, Non-Condensing
Physical Properties	Housing	Metal
	Weight	VS192: 0.31 kg VS194: 0.47 kg
	Dimensions (L x W x H)	12.50 x 8.00 x 2.50 cm
Carton Lot		20 pcs

Included Accessories

	VS192 / VS194
Power Adapter	•

Optional Accessories

Description	Part No. / Spec.	Page No.
DisplayPort Cable*	2L-7D02DP (2 m)	11-3
DisplayPort to VGA Adapter	VC925	9-10
DisplayPort to HDMI Adapter	VC985	9-10
DisplayPort to 4K HDMI Active Adapter	VC986	9-10

* Cables with different lengths are available, please refer to 11-3.

VS172 / VS174 2/4-Port DVI Dual Link/Audio Splitter

PRO



Front



VS172

VS174

Rear



VS172

VS174



Features

- Connects 1 DVI input to 2/4 DVI outputs
- System management via RS-232 connections
- **RS-232 Chain Control** – uses RS-232 commands to control cascaded devices via a DVI cable
- **EDID Expert™** – selects optimum EDID settings for smooth power-up, high-quality display and use of the best resolution across different screens

Specifications

Function		VS172 / VS174
Video Input	Interface	1 x DVI-D Female (White)
	Impedance	100 Ω
	Max. Distance	1.8 m
Video Output	Interface	VS172: 2 x DVI-D Female (White) VS174: 4 x DVI-D Female (White)
	Impedance	100 Ω
Video	Max. Data Rate	13.5 Gbps (2.25 Gbps Per Lane)
	Max. Pixel Clock	225 MHz
	Max. Resolutions	Up to 2560 x 1600
	Max. Distance	Up to 5 m
Audio	Input	1 x Mini Stereo Jack Female (Green)
	Output	VS172: 2 x Mini Stereo Jack Female (Green); VS174: 4 x Mini Stereo Jack Female (Green)
Control	RS-232	Connector: 1 x DB-9 Female (Black) Baud Rate and Protocol: Baud Rate: 19200, Data Bits: 8, Stop Bits: 1, Parity: No, Flow Control: No
EDID Settings		EDID Mode: Default / Port 1 / Auto (See page VIII for definition of each EDID mode)
Power	Connector	1 x DC Jack
	Consumption	VS172: 5.3 VDC, 3.1W; VS174: 5.3 VDC, 5.6W
Environmental	Operating Temperature	0–50 °C
	Storage Temperature	–20–60 °C
	Humidity	0–80% RH, Non-Condensing
Physical Properties	Housing	Metal
	Weight	VS172: 0.68 kg VS174: 0.73 kg
	Dimensions (L x W x H)	21.00 x 8.80 x 5.55 cm
Carton Lot		5 pcs

Note: HDCP is not supported

Included Accessories

	VS172 / VS174
Power Adapter	•

Optional Accessories

Description	Part No. / Spec.	Page No.
Dual Link DVI Cable*	2L-7D03DD (3 m)	11-3
DVI Cable with Audio	2L-7D02V	11-3

* Cables with different lengths are available, please refer to 11-3.

VS162 / VS164 2/4-Port DVI/Audio Splitter



Features

- Connects 1 DVI input to 2/4 DVI outputs
- **DDC/CI support** – allows color, brightness, contrast and other adjustments via GUI for DDC/CI enabled LCD monitors
- Fully compliant with DVI-digital and DVI-analog

Specifications

Function		VS162 / VS164
Video Input	Interface	1 x DVI-I Female (White)
	Impedance	100 Ω
	Max. Distance	Up to 1.8 m
Video Output	Interface	VS162: 2 x DVI-I Female (White) VS164: 4 x DVI-I Female (White)
	Impedance	100 Ω
Video	Max. Data Rate	6.75 Gbps (2.25 Gbps Per Lane)
	Max. Pixel Clock	225 MHz
	Compliance	HDCP 1.4 Compatible
	Max. Resolutions	Up to 1920 x 1200
	Max. Distance	Up to 5 m
Audio	Input	1 x Mini Stereo Jack Female (Green)
	Output	VS162: 2 x Mini Stereo Jack Female (Green); VS164: 4 x Mini Stereo Jack Female (Green)
Power	Connector	1 x DC Jack
	Consumption	VS162: 5.3 VDC, 2.4W; VS164: 5.3 VDC, 4.0W
Environmental	Operating Temperature	0–50 °C
	Storage Temperature	–20–60 °C
	Humidity	0–80% RH, Non-Condensing
Physical Properties	Housing	Metal
	Weight	VS162: 0.62 kg VS164: 0.72 kg
	Dimensions (L x W x H)	21.00 x 8.80 x 5.55 cm
Carton Lot		5 pcs

Included Accessories

	VS162 / VS164
Power Adapter	•

Optional Accessories

Description	Part No. / Spec.	Page No.
DVI Cable with Audio	2L-7D02V	11-3

VS146 6-Port 3G-SDI Splitter



Features

- Connects 1 SDI input to 6 SDI outputs
- Re-clocking SDI signals for cascading and thus longer transmission
- Automatic detection of 3G/HD/SD-SDI signals
- Passes all ancillary data
- Power connector lock for secure communication

Specifications

Function		VS146
Video Input	Interface	1 x BNC (Gold)
	Impedance	75 Ω
	Max. Distance	1.8 m
Video Output	Interface	6 x BNC (Gold)
	Impedance	75 Ω
Video	Max. Data Rate	2.97 Gbps
	Supported Resolutions	NTSC@59.96 Hz, PAL@50 Hz 720p@50/59.94/60 Hz 1080i@50/59.94/60 Hz 1080p@23.97/24/25/29.97/30/50/59.94/60 Hz
	Max. Distance	90 m (3G-SDI); 150 m (HD-SDI); 300 m (SD-SDI)
Power	Connector	1 x DC Jack
	Consumption	5 VDC, 10W
Environmental	Operating Temperature	0–40 °C
	Storage Temperature	-20–60 °C
	Humidity	20~90% RH, Non-Condensing
Physical Properties	Housing	Metal
	Weight	0.32 kg
	Dimensions (L x W x H)	10.80 x 13.90 x 2.80 cm
Carton Lot		5 pcs

Included Accessories

	VS146
Power Adapter	•

VS0102 / VS0104 / VS0108 2/4/8-Port VGA/Audio Splitter (450MHz) PRO



Features

- Connects 1 VGA input to 2/4/8 VGA outputs
- System management via RS-232 connections
- [RS-232 Chain Control](#) – uses RS-232 commands to control cascaded devices via VGA cable
- [EDID Expert™](#) – selects optimum EDID settings for smooth power-up, high-quality display and use of the best resolution across different screens
- Rack-mountable (VS0108)

Specifications

Function		VS0102 / VS0104 / VS0108
Video Input	Interface	1 x HDB-15 Male (Blue)
	Impedance	75 Ω
	Max. Distance	1.8 m
Video Output	Interface	VS0102: 2 x HDB-15 Female (Blue); VS0104: 4 x HDB-15 Female (Blue) VS0108: 8 x HDB-15 Female (Blue)
	Impedance	75 Ω
Video	Max. Bandwidth	450 MHz
	Max. Resolutions	Up to 1920 x 1440
	Max. Distance	Up to 30 m
Audio	Input	1 x Mini Stereo Jack Female (Green)
	Output	VS0102: 2 x Mini Stereo Jack Female (Green); VS0104: 4 x Mini Stereo Jack Female (Green); VS0108: 8 x Mini Stereo Jack Female (Green)
Control	RS-232	1 x DB-9 Female (Black)
EDID Settings		EDID Mode: Port 1 / Auto / Default (See page VIII for definition of each EDID mode)
Power	Connector	1 x DC Jack
	Consumption	VS0102: 5.3 VDC, 0.8W; VS0104: 5.3 VDC, 1.2W; VS0108: 5.3 VDC, 2.3W
Environmental	Operating Temperature	0–50 °C
	Storage Temperature	–20–60 °C
	Humidity	0–80% RH, Non-Condensing
Physical Properties	Housing	Metal
	Weight	VS0102: 0.46 kg; VS0104: 0.68 kg; VS0108: 0.87 kg
	Dimensions (L x W x H)	VS0102: 13.00 x 7.61 x 4.40 cm; VS0104: 20.00 x 7.61 x 4.40 cm; VS0108: 26.00 x 7.61 x 4.40 cm
Carton Lot		10 pcs

Included Accessories

	VS0102 / VS0104 / VS0108
Power Adapter	•


Optional Accessories

Description	Part No. / Spec.	Page No.
VGA / Audio Cable	2L-2402A	11-3
Mounting Kit (VS0108)	2X-020G	12-1
VGA EDID Emulator	2A-130G	9-15

VS0116 16-Port VGA/Audio Splitter (250MHz) **PRO**



Front



Rear



Features

- Connects 1 VGA input to 16 VGA outputs
- Rack-mountable

Specifications

Function		VS0116
Video Input	Interface	1 x HDB-15 Male (Blue)
	Impedance	75 Ω
	Max. Distance	1.8 m
Video Output	Interface	16 x HDB-15 Female (Blue)
	Impedance	75 Ω
Video	Max. Bandwidth	250 MHz
	Max. Resolutions	Up to 1920 x 1440
	Max. Distance	Up to 30 m
Audio	Input	1 x Mini Stereo Jack Female (Green)
	Output	16 x Mini Stereo Jack Female (Green)
Power	Connector	1 x DC Jack
	Consumption	5.3 VDC, 3.3W
Environmental	Operating Temperature	0–50 °C
	Storage Temperature	–20–60 °C
	Humidity	0–80% RH, Non-Condensing
Physical Properties	Housing	Metal
	Weight	2.80 kg
	Dimensions (L x W x H)	43.72 x 15.81 x 4.40 cm
Carton Lot		3 pcs

Included Accessories

	VS0116
VGA / Audio Cable	•
Power Adapter	•
Mounting Kit	•

Optional Accessories

Description	Part No. / Spec.	Page No.
VGA / Audio Cable	2L-2402A	11-3
VGA EDID Emulator	2A-130G	9-15

VS132A / VS134A / VS138A 2/4/8-Port VGA Splitter (450MHz)



Front



Rear



Features

- Connects 1 VGA input to 2/4/8 VGA outputs
- A built-in 1.5 GHz amplifier that maintains video system with excellent fidelity

Specifications

Function		VS132A / VS134A / VS138A
Video Input	Interface	1 x HDB-15 Male (Blue)
	Impedance	75 Ω
	Max. Distance	1.8 m
Video Output	Interface	VS132A: 2 x HDB-15 Female (Blue) VS134A: 4 x HDB-15 Female (Blue) VS138A: 8 x HDB-15 Female (Blue)
	Impedance	75 Ω
	Max. Bandwidth	450 MHz
Video	Max. Resolutions	Up to 2048 x 1536
	Max. Distance	Up to 30 m
	Connector	1 x DC Jack
Power	Consumption	VS132A: 5 VDC, 0.78W; VS134A: 5 VDC, 0.95W VS138A: 5 VDC, 2.25W
	Operating Temperature	0–50 °C
Environmental	Storage Temperature	–20–60 °C
	Humidity	0–80% RH, Non-Condensing
	Housing	Metal
Physical Properties	Weight	VS132A: 0.42 kg VS134A: 0.61 kg VS138A: 0.69 kg
	Dimensions (L x W x H)	VS132A: 13.00 x 7.51 x 4.40 cm VS134A: 20.00 x 7.51 x 4.40 cm VS138A: 20.00 x 7.51 x 4.40 cm
Carton Lot		20 pcs

Included Accessories

	VS132A / VS134A / VS138A
Power Adapter	•

Optional Accessories

Description	Part No. / Spec.	Page No.
VGA EDID Emulator	2A-130G	9-15

VS92A / VS94A / VS98A 2/4/8-Port VGA Splitter (350MHz)



Rear



Features

- Connects 1 VGA input to 2/4/8 VGA outputs
- Supports VGA, XGA, SVGA, UXGA, WUXGA and multi-sync monitors

Specifications

Function		VS92A / VS94A / VS98A
Video Input	Interface	1 x HDB-15 Male (Blue)
	Impedance	75 Ω
	Max. Distance	1.8 m
Video Output	Interface	VS92A: 2 x HDB-15 Female (Blue) VS94A: 4 x HDB-15 Female (Blue) VS98A: 8 x HDB-15 Female (Blue)
	Impedance	75 Ω
Video	Max. Bandwidth	350 MHz
	Max. Resolutions	Up to 1920 x 1440
	Max. Distance	Up to 30 m
Power	Connector	1 x DC Jack
	Consumption	VS92A: 9 VDC, 1.24W; VS94A: 9 VDC, 2.03W VS98A: 9 VDC, 5.50W
Environmental	Operating Temperature	0–50 °C
	Storage Temperature	-20–60 °C
	Humidity	0–80% RH, Non-Condensing
Physical Properties	Housing	Metal
	Weight	VS92A: 0.42 kg VS94A: 0.61 kg VS98A: 0.69 kg
	Dimensions (L x W x H)	VS92A: 13.00 x 7.51 x 4.40 cm VS94A: 20.00 x 7.51 x 4.40 cm VS98A: 20.00 x 7.51 x 4.40 cm
Carton Lot		20 pcs

Included Accessories

	VS92A / VS94A / VS98A
Power Adapter	•

Optional Accessories

Description	Part No. / Spec.	Page No.
VGA EDID Emulator	2A-130G	9-15

VS132 2-Port VGA Splitter Wall Plate (350MHz)



Features

- Connects 1 VGA input to 2 VGA outputs
- LED indication of power and signal status
- Compact design with convenient topside connection – lays flat on a desktop or mounts on a wall
- **Adjustable Gain Control** – signal strength can be manually adjusted via Video Gain/Compensation slide switch

Specifications

Function		VS132
Video Input	Interface	1 x HDB-15 Male (Blue)
	Impedance	75 Ω
	Max. Distance	1.8 m
Video Output	Interface	2 x HDB-15 Female (Blue)
	Impedance	75 Ω
Video	Max. Bandwidth	350 MHz
	Max. Resolutions	Up to 1920 x 1440
	Max. Distance	Up to 65 m
Power	Connector	1 x DC Jack
	Consumption	5.3 VDC, 0.48W
Environmental	Operating Temperature	0–50 °C
	Storage Temperature	-20–60 °C
	Humidity	0–80% RH, Non-Condensing
Physical Properties	Housing	Metal
	Weight	0.19 kg
	Dimensions (L x W x H)	10.36 x 7.90 x 2.82 cm
Carton Lot		20 pcs

Included Accessories

	VS132
Power Adapter	•

Optional Accessories

Description	Part No. / Spec.	Page No.
VGA EDID Emulator	2A-130G	9-15

VS102 2-Port VGA Splitter Wall Plate (250MHz)



Features

- Connects 1 VGA input to 2 VGA outputs
- LED indication of power and signal status
- Compact design with convenient topside connection – lays flat on a desktop or mounts on a wall

Specifications

Function		VS102
Video Input	Interface	1 x HDB-15 Male (Blue)
	Impedance	75 Ω
	Max. Distance	1.8 m
Video Output	Interface	2 x HDB-15 Female (Blue)
	Impedance	75 Ω
Video	Max. Bandwidth	250 MHz
	Max. Resolutions	Up to 1920 x 1440
	Max. Distance	Up to 65 m
Power	Connector	1 x DC Jack
	Consumption	9 VDC, 1.89W
Environmental	Operating Temperature	0–50 °C
	Storage Temperature	–20–60 °C
	Humidity	0–80% RH, Non-Condensing
Physical Properties	Housing	Metal
	Weight	0.19 kg
	Dimensions (L x W x H)	10.36 x 7.90 x 2.80 cm
Carton Lot		20 pcs

Included Accessories

	VS102
Power Adapter	•

Optional Accessories

Description	Part No. / Spec.	Page No.
VGA EDID Emulator	2A-130G	9-15

VS82 / VS84 / VS88 2/4/8-Port VGA Splitter Wall Plate (Plastic) (250MHz)



Features

- Connects 1 VGA input to 2/4/8 VGA outputs
- Supports VGA, XGA, SVGA, UXGA, WUXGA and multi-sync monitors
- Compact design with convenient topside connection – lays flat on a desktop or mounts on a wall

Specifications

Function		VS82 / VS84 / VS88
Video Input	Interface	1 x HDB-15 Male (Blue)
	Impedance	75 Ω
	Max. Distance	1.8 m
Video Output	Interface	VS82: 2 x HDB-15 Female (Blue) VS84: 4 x HDB-15 Female (Blue) VS88: 8 x HDB-15 Female (Blue)
	Impedance	75 Ω
Video	Max. Bandwidth	250 MHz
	Max. Resolutions	Up to 1920 x 1440
	Max. Distance	Up to 30 m
Power	Connector	1 x DC Jack
	Consumption	VS82: 9 VDC, 1.35W VS84: 9 VDC, 2.25W VS88: 9 VDC, 2.5W
Environmental	Operating Temperature	0–50 °C
	Storage Temperature	–20–60 °C
	Humidity	0–80% RH, Non-Condensing
Physical Properties	Housing	Plastic
	Weight	VS82: 0.14 kg VS84: 0.15 kg VS88: 0.22 kg
	Dimensions (L x W x H)	VS82: 8.76 x 11.46 x 3.33 cm VS84: 8.84 x 11.88 x 3.33 cm VS88: 9.79 x 15.59 x 3.33 cm
Carton Lot		20 pcs

Included Accessories

	VS82 / VS84 / VS88
Power Adapter	•

Optional Accessories

Description	Part No. / Spec.	Page No.
VGA EDID Emulator	2A-130G	9-15

Video Extenders, Video Enhancers

ATEN Video Extenders use Cat 5e or fiber cables to allow you to extend the distance between the source device and displays in your video installations by up to 300 m or 20 km, making them ideal for applications where remote video displays are required. Video Extenders allow you to place computers or source devices in a secure location, or where they are protected from harsh environments, or simply when the display device needs to be at a distance from the source. ATEN's Video Repeater allows you to extend the video transmission range up to twice the original distance, while the video synchronizer compensates for video signal delays and video color bleeding.



- **Optimum Video Quality**

ATEN's patented Deskew Technology automatically synchronizes the time delay of RGB signals and corrects the color phase and timing errors that occur over long distances to provide clear, sharp, optimized video to the remote displays.

- **HDBaseT™ Technology**

HDBaseT™ is a connectivity standard for home and commercial distribution of uncompressed HD multimedia content. The corner stone of HDBaseT™ technology is that it combines uncompressed Ultra HD video, audio, 100Mb Ethernet, power over cable and control signals through as single Cat 5e / 6a cable. HDBaseT™ is optimized for professional A/V installations and provides a simple and cost-effective solution for transmitting Ultra HD signals up to 100 meters. ATEN's HDBaseT products are compatible with HDBaseT-certified projectors or displays manufactured by EPSON, NEC, Panasonic, Sony and many more.

- **AOC+™ (Active Optical Cable Plus)**

AOC+™ is a technology that converts input signals into fiber optic signals between connectors over long distances. Using the EMI-free fiber optic cable as the medium between connectors to transmit signals, AOC+™ supports 3D and 4K resolutions in high bandwidth transmission over long distances. AOC+™ is fully compliant with HDMI standards and offers pure HDMI integration in high-speed transmission without sacrificing compatibility with standard electrical interfaces.

- **ExtremeUSB® Technology**

ATEN's VE813 extender supports ExtremeUSB® technology for extending transparent USB 2.0 signals over long distances of up to 100 meters. ExtremeUSB® support not only allows for peripheral sharing but also provides touch panel control and file transfer functionality for a wider range of applications.

- **WHDI Standard**

ATEN's wireless extenders are compatible with the Wireless Home Digital Interface (WHDI) standard, which allows them to send uncompressed Full HD video with very low latency (< 1 millisecond) over 5GHz proprietary wireless channels. They also support Dynamic Frequency Selection (DFS), allowing the extenders to operate within the U-NII Worldwide radio band. Operating within this regulated and less commonly used range greatly reduces Wi-Fi signal interference and improves transmission quality and stability.

Note: 1.The features highlighted above are not available in all products. Please refer to each product page for more details.

2.Product information is subject to change without prior notice.

Specifications at a glance

	HDBaseT (Class B)					HDBaseT (Class A)		
Model	VE801	VE802	VE805R	VE601	VE901	VE812	VE813A	VE814
Interface	HDMI / HDBaseT			DVI / HDBaseT	DisplayPort / HDBaseT	HDMI / HDBaseT		
Inputs to Outputs	1 to 1			1 to 1	1 to 1	1 to 1	1 to 1	1 to 3
Max Resolution / Distance	4K@40m; 1080p@70m	4K@40m; 1080p@70m	1080p@70m	1920 x 1200@40m; 1080p@70m	4K@40m; 1080p@70m	4K@100m; 1080p@100m	4K@100m; 1080p@100m	4K@100m; 1080p@100m
Audio	• (HDMI)	• (HDMI)	• (HDMI)	N/A	• (DisplayPort)	• (HDMI)	• (HDMI)	• (HDMI)
IR Channel	N/A	•	•	N/A	N/A	N/A	N/A	•
RS-232 Channel	N/A	•	•	N/A	N/A	N/A	N/A	•
Ethernet	N/A	N/A	N/A	N/A	N/A	N/A	N/A	•
USB Channel	N/A	N/A	N/A	N/A	N/A	N/A	•	N/A
POH	N/A	•	N/A	N/A	N/A	N/A	N/A	N/A
Scaler	N/A	N/A	•	N/A	N/A	N/A	N/A	N/A

	Optics			Wall Plate		
Model	VE872 / VE873 / VE874 / VE875	VE882	VE892	VE806	VE606	VE156
Interface	HDMI / AOC+ Fiber	HDMI / Optical Fiber		HDMI / Cat (x)	DVI / Cat (x)	VGA / Cat (x)
Inputs to Outputs	1 to 1	1 to 1	1 to 1	1 to 1	1 to 1	1 to 1
Max Resolution / Distance	4K@15m / 4K@30m / 4K@50m / 4K@100m	1080p@600m	1080p@20km	1080p@40m; 1080i@60m	1920 x 1200@40m; 1280 x 1024@60m	1920 x 1200@30m; 1280 x 1024@150m
Audio	• (HDMI)	• (HDMI)	• (HDMI)	• (HDMI / Stereo)	• (Stereo)	• (Stereo)
IR Channel	N/A	•	•	N/A	N/A	N/A
RS-232 Channel	N/A	•	•	N/A	N/A	N/A

	Wireless				Equalizer					
Model	VE819	VE809	VE829	VE849	VE800A	VE803	VE810	VE066	VE600A	VE602
Interface	HDMI / Wireless				HDMI / Cat (x)			DVI / Cat (x)		
Inputs to Outputs	1 to 1	2 to 1	5 to 2	2 to 5	1 to 1	1 to 1	1 to 1	1 to 1		
Max Resolution / Distance	1080p@10m	1080p@30m			1080p@40m; 1080i@60m			1920 x 1200 @20m	1080p @40m; 1080i @60m	Dual link: 2560 x 1600@40m Single Link: 1920 x 1200@40m; 1280 x 1024@60m
Audio	• (HDMI)				• (HDMI)			N/A	• (Stereo)	• (Stereo)
IR Channel	•	•	•	•	N/A	N/A	•	N/A	N/A	N/A
USB Channel	N/A	N/A	N/A	N/A	N/A	•	N/A	N/A	N/A	N/A

	Equalizer				
Model	VE022	VE150A	VE170	VE170Q	VE200
Interface	VGA / Cat (x)				
Inputs to Outputs	1 to 1	1 to 1	1 to 1	1 to 1	1 to 2
Max Resolution / Distance	1920 x 1200@30m; 1280 x 1024@150m	1920 x 1200@30m; 1280 x 1024@150m	1920 x 1200@30m; 1024 x 768@300m	1920 x 1200@150m; 1280 x 1024@300m	1920 x 1200@30m; 1280 x 1024@200m
Audio	•	N/A	•	N/A	•
RS-232 Channel	N/A	N/A	N/A	N/A	•

	Equalizer	
Model	VE560	VB100
Interface	DVI / Cat (x)	VGA / Cat (x)
Inputs to Outputs	1 to 1	1 to 1
Max Resolution / Distance	1920 x 1200@30m; 1280 x 1024@50m	1920 x 1200@30m; 1280 x 1024@70m

VE801 HDMI HDBaseT-Lite Extender (4K@40m) (HDBaseT Class B)
VE802 HDMI HDBaseT-Lite Extender with POH (4K@40m) (HDBaseT Class B)

70 m



Features

- **HDBaseT Connectivity** – extends an HDMI connection over a long distance via single Cat 6/6a cable
- **HDBaseT Anti-jamming** – resists signal interference during high-quality video transmission using HDBaseT technology
- **POH (Power over HDBaseT)** – supplies power over a long distance via single Cat 6/6a cable (VE802)
- Bi-directional RS-232 channel transmits signals over Cat 6/6a cable to control a display or other device (VE802)
- **Bi-directional IR channel** for IR signal control; IR transmission is processed one direction at a time (VE802)
- Rack-mountable

Specifications

Function		VE801 / VE802
Video Input	Interface	1 x HDMI Type A Female (Black)
	Impedance	100 Ω
	Max. Distance	Up to 1.8 m
Video Output	Interface	1 x HDMI Type A Female (Black)
	Impedance	100 Ω
Video	Max. Data Rate	10.2 Gbps (3.4 Gbps Per Lane)
	Max. Pixel Clock	340 MHz
	Compliance	HDMI (3D, Deep Color, 4K); HDCP 1.4 Compatible Consumer Electronics Control (CEC)
	Max. Resolutions / Distance	Up to 4K@35m (Cat 5e/6) / 40m (Cat 6a); 1080p@60m (Cat 5e/6) / 70m (Cat 6a)
Audio	Input	1 x HDMI Type A Female (Black)
	Output	1 x HDMI Type A Female (Black)
Unit to Unit		1 x RJ-45 Female, Cat 5e / 6 / 6a / 7 Cable
Control	RS-232 Channel (VE802)	Connector: 1 x Terminal Block, 3 pole; Channel Bypass
	IR Channel (VE802)	1 x Mini Stereo Jack Female (Black); 30~60 KHz full range transmission
Power	Connector	1 x DC Jack with locking
	Consumption	VE801T: 5 VDC, 1.85W; VE801R: 5 VDC, 4.23W VE802T: 5 VDC, 3.6W; VE802R: 5 VDC, 4W
Environmental	Operating Temperature	0–50 °C
	Storage Temperature	-20–60 °C
	Humidity	0–80% RH, Non-Condensing
Physical Properties	Housing	Metal
	Weight	VE801T: 0.24 kg; VE801R: 0.25 kg; VE802T: 0.44 kg; VE802R: 0.46 kg
	Dimensions (L x W x H)	VE801T: 10.06 x 8.70 x 3.00 cm ; VE802T: 14.49 x 12.30 x 3.00 cm VE801R: 10.06 x 8.70 x 3.00 cm ; VE802R: 14.49 x 12.30 x 3.00 cm
Carton Lot		V801: 5 pcs, VE802: 5 pcs

Note: We strongly recommend that you use ATEN or HDBaseT certified Cat cable for best product performance.

Included Accessories

	VE801 / VE802
Power Adapter	2 (VE801); 1 (VE802)
IR Transmitter	• (VE802)
IR Receiver	• (VE802)
Mounting Kit	•
RS-232 Terminal Block	• (VE802)

Optional Accessories

Description	Part No. / Spec.	Page No.
HDMI Cable*	2L-7D02H-1 (2 m)	11-3
Shielded Digital Video Extension Cable	2L-2901	11-2
Low Skew Cable	2L-2801	11-1
Cat 6 Cable*	2L-4120-GR (20 m)	11-3
LockPro™ (HDMI Cable Lock)	2X-EA12	12-1

* Cables with different lengths are available, please refer to 11-3.

VE805R HDMI HDBaseT-Lite Receiver with Scaler (1080p@70m) (HDBaseT Class B)



Front



Rear



Features

- **HDBaseT Connectivity** – extends 4 x 4 HDBaseT connections over a long distance via single Cat 6/6a cable
- **HDBaseT Anti-jamming** – resists signal interference during high-quality video transmissions using HDBaseT technology
- Bi-directional RS-232 channel transmits signals over Cat 6/6a cable to control a display or other device
- **Scaler** – features a video scaling function to integrate a video wall seamlessly with various output video formats*
- **Seamless Switch™** – features close-to-zero second switching that provides continuous video streams, real-time switching and stable signal transmissions*
- **Video Wall** – allows you to create custom video wall layouts via intuitive web GUI*
- Rack-mountable

Note: *Seamless Switch™, scaler and video wall functions are only available when the VE805R is used with the VM8514 and VM3404H / VM3909H. If Seamless Switch™ is enabled, the video output will not display 3D, Deep Color or interlace (i.e., 1080i) features. To use these features, you must disable Seamless Switching™.

Specifications

Function		VE805R
Video Input	Interface	1 x RJ-45 Female (Silver)
	Impedance	100 Ω
Video Output	Interface	1 x HDMI Type A Female (Black)
	Impedance	100 Ω
Video	Max. Data Rate	6.75 Gbps (2.25 Gbps Per Lane)
	Max. Pixel Clock	225 MHz
	Compliance	HDMI (3D, Deep Color) HDCP 1.4 Compatible HDBaseT Compatible
	Max. Resolution / Distance	Up to 1080p@60m (Cat 5e / 6) / 70m (Cat 6a)
Unit to Unit		1 x RJ-45 Female, Cat 5e / 6 / 6a / 7 Cable
Control	RS-232 Channel	Connector: 4 x Captive Screw Connector, 3 Pole Channel Bypass
	IR Channel	1 x Mini Stereo Jack Female (Black); 30~60 KHz full range transmission
Power	Connector	1 x DC Jack with locking
	Consumption	5 VDC, 9.5W
Environmental	Operating Temperature	0~50 °C
	Storage Temperature	-20~60 °C
	Humidity	0~80% RH, Non-Condensing
Physical Properties	Housing	Metal
	Weight	0.83 kg
	Dimensions (L x W x H)	18.18 x 16.92 x 4.20 cm
Carton Lot		5 pcs

Note: We strongly recommend that you use ATEN or HDBaseT certified Cat cable for best product performance.

Included Accessories

	VE805R
Power Adapter	•
IR Receiver	•
R Transmitter	•
Terminal Block	•
Mounting Kit	•

Optional Accessories

Description	Part No. / Spec.	Page No.
Shielded Digital Video Extension Cable	2L-2901	11-2
Low Skew Cable	2L-2801	11-1
Cat 6 Cable*	2L-4120-GR (20 m)	11-3

* Cables with different lengths are available, please refer to 11-3.

VE812 HDMI HDBaseT Extender (4K@100m) (HDBaseT Class A) 100 m



Features

- **HDBaseT Connectivity** – extends an HDMI connection over a long distance via single Cat 6/6a cable
- **HDBaseT Anti-jamming** – resists signal interference during high-quality video transmission using HDBaseT technology
- Rack-mountable

Specifications

Function		VE812
Video Input	Interface	1 x HDMI Type A Female (Black)
	Impedance	100 Ω
	Max. Distance	1.8 m
Video Output	Interface	1 x HDMI Type A Female (Black)
	Impedance	100 Ω
	Max. Data Rate	10.2 Gbps (3.4 Gbps Per Lane)
Video	Max. Pixel Clock	Up to 340 MHz
	Compliance	HDMI (3D, Deep Color, 4K) HDCP 1.4 Compatible Consumer Electronics Control (CEC)
	Max. Resolutions / Distance	Up to 4K@70m (Cat 5e / 6) / 100m (Cat 6a); 1080p@100m
Audio	Input	1 x HDMI Type A Female (Black)
	Output	1 x HDMI Type A Female (Black)
Unit to Unit		1 x RJ-45 Female, Cat 5e / 6 / 6a / 7 Cable
Power	Connector	1 x DC Jack
	Consumption	VE812T: 5.3 VDC, 1.9W; VE812R: 5.3 VDC, 4.5W
Environmental	Operating Temperature	0–50 °C
	Storage Temperature	–20–60 °C
	Humidity	0–80% RH, Non-Condensing
Physical Properties	Housing	Metal
	Weight	VE812T: 0.40 kg; VE812R: 0.41 kg
	Dimensions (L x W x H)	VE812T: 14.17 x 10.30 x 3.00 cm; VE812R: 14.17 x 10.30 x 3.00 cm
Carton Lot		5 pcs

Note: We strongly recommend that you use ATEN or HDBaseT certified Cat cable for best product performance.

Included Accessories

	VE812
Power Adapter	2
Mounting Kit	•

Optional Accessories

Description	Part No. / Spec.	Page No.
HDMI Cable*	2L-7D02H-1 (2 m)	11-3
Shielded Digital Video Extension Cable	2L-2901	11-2
Low Skew Cable	2L-2801	11-1
Cat 6 Cable*	2L-4120-GR (20 m)	11-3
LockPro™ (HDMI Cable Lock)	2X-EA12	12-1

* Cables with different lengths are available, please refer to 11-3.

VE813A HDMI/USB HDBaseT Extender (4K@100m) (HDBaseT Class A) 100 m



Features

- **HDBaseT Connectivity** – extends an HDMI connection over a long distance via single 6/6a cable
- **HDBaseT Anti-jamming** – resists signal interference during high-quality video transmission using HDBaseT technology
- **ExtremeUSB®** – supports USB 2.0 high speed connections to provide touch panel control and file transfer functionality
- **USB 2.0 Support** – connects devices such as a keyboard, mouse, flash drive, printer, touch panel, USB 1.1 web camera and other USB devices that require moderate amounts of bandwidth
- **Rack-mountable**

Specifications

Function		VE813A
Video Input	Interface	1 x HDMI Type A Female (Black)
	Impedance	100 Ω
	Max. Distance	1.8 m
Video Output	Interface	1 x HDMI Type A Female (Black)
	Impedance	100 Ω
Video	Max. Data Rate	10.2 Gbps (3.4 Gbps Per Lane)
	Max. Pixel Clock	Up to 340 MHz
	Compliance	HDMI (3D, Deep Color, 4K) HDCP 1.4 Compatible Consumer Electronic Control (CEC)
	Max. Resolutions / Distance	Up to 4K@70m (Cat 5e / 6) / 100m (Cat 6a); 1080p@100m
Audio	Input (VE813AT)	1 x HDMI Type A Female (Black)
	Output (VE813AR)	1 x HDMI Type A Female (Black)
Unit to Unit		1 x R J-45 Female, Cat 5e / 6 / 6a / 7 Cable
Control	USB Channel	Connector: VE813AT: 1 x USB Type B Female VE813AR: 3 x USB Type A Female Transfer Rate: USB 2.0 (Up to 30 Mbps)
Power	Connector	1 x DC Jack
	Consumption	5 VDC, 5.75W Note: For the VE813R, power consumption will be 13.25W when all 3 USB connectors are occupied.
Environmental	Operating Temperature	0–50 °C
	Storage Temperature	–20–60 °C
	Humidity	0–80% RH, Non-Condensing
Physical Properties	Housing	Metal
	Weight	1.23 kg (T+R)
	Dimensions (L x W x H)	18.20 x 11.79 x 2.87 cm (T/R)
Carton Lot		5 pcs

Note: We strongly recommend that you use ATEN or HDBaseT certified Cat cable for best product performance.

Included Accessories

	VE813A
HDMI Cable	•
USB Cable	•
Power Adapter	2
Mounting Kit	•

Optional Accessories

Description	Part No. / Spec.	Page No.
HDMI Cable*	2L-7D02H-1 (2 m)	11-3
Shielded Digital Video Extension Cable	2L-2901	11-2
Low Skew Cable	2L-2801	11-1
Cat 6 Cable*	2L-4120-GR (20 m)	11-3
LockPro™ (HDMI Cable Lock)	2X-EA12	12-1

* Cables with different lengths are available, please refer to 11-3.

VE814 HDMI HDBaseT Extender with Dual Output (4K@100m) (HDBaseT Class A) 100 m



Features

- **HDBaseT Connectivity** – extends an HDMI connection over a long distance via single Cat 6/6a cable
- **HDBaseT Anti-jamming** – resists signal interference during high-quality video transmission using HDBaseT technology
- **ATEN EDID Technology** – features ATEN default and Port 1 EDID from the display connected to the transmitter.(VE814T)
- Extends Ethernet communication with the Ethernet pass-through port
- Supports one local and two remote displays
- Bi-directional RS-232 channel transmits signals over Cat 6/6a cable to control a display or other device
- Two IR channels for bi-directional IR transmission
- Rack-mountable

Specifications

Function		VE814
Video Input	Interface	1 x HDMI Type A Female (Black)
	Impedance	100 Ω
	Max. Distance	1.8 m
Video Output	Interface	VE814T: 1 x HDMI Type A Female (Black); VE814R: 2 x HDMI Type A Female (Black)
	Impedance	100 Ω
Video	Max. Data Rate	10.2 Gbps (3.4 Gbps Per Lane)
	Max. Pixel Clock	Up to 340 MHz
	Compliance	HDMI (3D, Deep Color, 4K); HDCP 1.4 Compatible Consumer Electronics Control (CEC)
	Max. Resolutions / Distance	Up to 4K@70m (Cat 5e/6) / 100m (Cat 6a); 1080p@100m
Audio	Input	1 x HDMI Type A Female (Black)
	Output	VE814T: 1 x HDMI Type A Female (Black); VE814R: 2 x HDMI Type A Female (Black)
Unit to Unit		1 x RJ-45 Female, Cat 5e / 6 / 6a / 7 Cable
Control	RS-232 Channel	1 x Terminal Block, 3 Pole, Channel Bypass
	IR Channel	2 x Mini Stereo Jack Female (Black)
	Ethernet	1 x RJ-45 Female
EDID Settings		EDID Mode: Port 1 / Default (See page VIII for definition of each EDID mode)
Power	Connector	1 x DC Jack
	Consumption	VE814T: 5.3 VDC, 8.5W; VE814R: 5.3 VDC, 13.3W
Environmental	Operating Temperature	0–50 °C
	Storage Temperature	-20–60 °C
	Humidity	0–80% RH, Non-Condensing
Physical Properties	Housing	Metal
	Weight	VE814T: 0.46 kg; VE814R: 0.46 kg
	Dimensions (L x W x H)	VE814T: 14.17 x 10.30 x 3.00 cm; VE814R: 14.17 x 10.30 x 3.00 cm
Carton Lot		5 pcs

Note: We strongly recommend that you use ATEN or HDBaseT certified Cat cable for best product performance.

Included Accessories

	VE814
Power Adapter	2
Mounting Kit	•
IR Receiver	•
IR Transmitter	•

Optional Accessories

Description	Part No. / Spec.	Page No.
HDMI Cable*	2L-7D02H-1 (2 m)	11-3
Shielded Digital Video Extension Cable	2L-2901	11-2
Low Skew Cable	2L-2801	11-1
Cat 6 Cable*	2L-4120-GR (20 m)	11-3
IR Extension Cable	2XRT-0003G	12-1
LockPro™ (HDMI Cable Lock)	2X-EA12	12-1

* Cables with different lengths are available, please refer to 11-3.

VE872 / VE873 / VE874 / VE875 4K HDMI Active Optical Cable

HDMI™
HIGH DEFINITION MULTIMEDIA INTERFACE

4K



A/V In
HDMI



A/V Out
HDMI

FIBER

AOC+

15 m
(VE872)

30 m
(VE873)

50 m
(VE874)

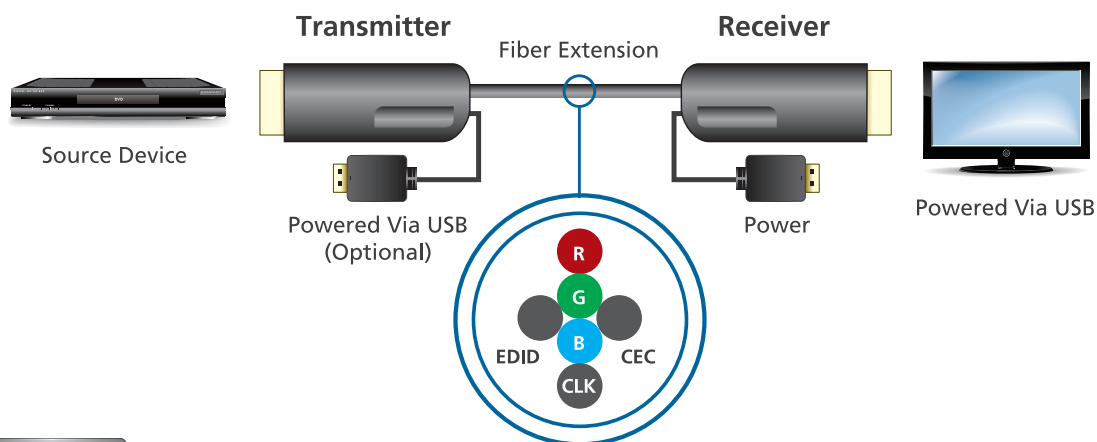
100 m
(VE875)



Features

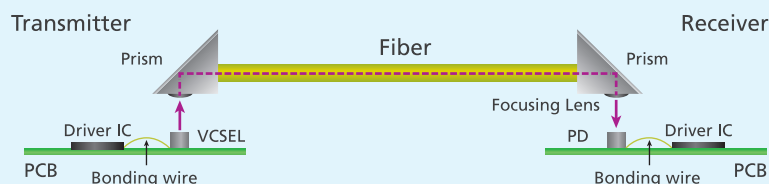
- Connects an HDMI input to an HDMI output via optical cable
- Converts HDMI electrical signals to optical signals
- High data transfer rate of 10.2 Gbps
- EMI / RFI free for high-speed bandwidth transmission
- Powered remotely via USB connection
- **AOC+™** – converts electrical signals into fiber optic signals between connectors over long distances
 - > **Direct Coupling** – uses a simple passive alignment scheme to interconnect optical signals from 2 ends without involving a coupling capacitor, offering a high-speed data transmission without signal interference
 - > **Automated Manufacturing** – supports mass production in an automation process that generates a higher yield rate with better reliability
 - > **Guide Pin Design** – exclusive design of the fiber connectors helps to reduce the production time to provide better product stability and reliability in the long run
 - > **Fiber Dust Cover** – built-in light engine dust cover prevents the bare fiber from being exposed and damaged by external forces, which in return prolongs its lifetime.

Setup > VE872 / V873 / VE874 / VE875




Traditional

Angle Coupling



AOC+™

Direct Coupling



Specifications

Function		VE872 / VE873 / VE874 / VE875
Video Input	Interface	1 x HDMI Type A Male (Black)
	Impedance	100 Ω
Video Output	Interface	1 x HDMI Type A Male (Black)
	Impedance	100 Ω
Video	Max. Data Rate	10.2 Gbps
	Max. Pixel Clock	340 MHz
	Compliance	HDMI (3D, Deep Color, 4K) HDCP 1.4 Compatible Consumer Electronics Control (CEC)
	Max. Resolutions / Distance	VE872: Up to 4K@15m VE873: Up to 4K@30m VE874: Up to 4K@50m VE875: Up to 4K@100m
Audio	Input	1 x HDMI Type A Male (Black)
	Output	1 x HDMI Type A Male (Black)
Unit to Unit		1 x AOC+ Fiber
Power	Connector	1 x USB Type A
	Consumption	5 VDC, 1W
Environmental	Operating Temperature	0–50 °C
	Storage Temperature	-20–60 °C
	Humidity	0–80% RH, Non-Condensing
Physical Properties	Housing	Metal
	Weight	VE872: 0.14 kg VE873: 0.25 kg VE874: 0.36 kg VE875: 0.71 kg
Carton Lot		5 pcs

VE882 HDMI Optical Extender (1080p@600m)

VE892 HDMI Optical Extender (1080p@20km)

600 m
(VE882)

20 km
(VE892)

PRO

TAIWAN
EXCELLENCE
2014

HDMI™
HIGH DEFINITION MULTIMEDIA INTERFACE



A/V In
HDMI



A/V Out
HDMI

RS-232 Channel

IR Channel

FIBER

Wide
Screen
Support

Front



Rear (VE882)



Rear (VE892)



Features

- Extends an HDMI / IR / RS-232 connection via one optical fiber cable
- Connects the local and remote units via one optical fiber cable
- Bi-directional RS-232 channel transmits signals over Cat 5e cable to control a display or other device
- [Bi-directional IR channel](#) for IR signal control; full range IR transmission (30~60 KHz) is processed one direction at a time
- Hot-pluggable
- Rack-mountable

Specifications

Function		VE882 / VE892
Video Input	Interface	1 x HDMI Type A Female (Black)
	Impedance	100 Ω
	Max. Distance	Up to 1.8 m
Video Output	Interface	1 x HDMI Type A Female (Black)
	Impedance	100 Ω
Video	Max. Data Rate	6.75 Gbps (2.25 Gbps Per Lane)
	Max. Pixel Clock	225 MHz
	Compliance	HDMI (3D, Deep Color) HDCP 1.4 Compatible
	Max. Resolutions / Distance	VE882: Up to 1080p@600m with single mode (SM) fiber* VE892: Up to 1080p@20km with single mode (SM) fiber
Audio	Input	1 x HDMI Type A Female (Black)
	Output	1 x HDMI Type A Female (Black)
Unit to Unit		1 x Bi-directional SFP (LC)**
Control	RS-232 Channel	Connector: 1 x Terminal Block, 3 pole Channel Bypass
	IR Channel	1 x Mini Stereo Jack Female (Black); 30~60 KHz full range transmission
Power	Connector	1 x DC Jack
	Consumption	VE882: 5.3 VDC, 5.6W; VE892: 5.3 VDC, 5.1W
Environmental	Operating Temperature	0~50 °C
	Storage Temperature	-20~60 °C
	Humidity	0~80% RH, Non-Condensing
Physical Properties	Housing	Metal
	Weight	0.84 kg (T+R)
	Dimensions (L x W x H)	14.69 x 10.30 x 3.00 cm (T/R)
Carton Lot		5 pcs

Note: * VE882 supports OM3 Multimode optical fiber.

** The Optical modules are color-coded accordingly: VE882T: Blue; VE882R: Yellow; VE892T: Purple; VE892R: White.

Included Accessories

	VE882 / VE892
Power Adapter	2
Mounting Kit	•
IR Receiver	•
IR Transmitter	•

Optional Accessories

Description	Part No. / Spec.	Page No.
HDMI Cable*	2L-7D02H-1 (2 m)	11-3
LockPro™ (HDMI Cable Lock)	2X-EA12	12-1

* Cables with different lengths are available, please refer to 11-3.

VE809 HDMI Wireless Extender (1080p@30m) 30 m



Features

- Connects 2 HDMI inputs to 2 HDMI outputs (1 local + 1 remote) via wireless extension
- Transmits video content from Blu-ray DVD player, HD cable box or other HDMI devices wirelessly
- A built-in IR receiver for remote control of input devices
- WHDI™ technology – Low latency < 1ms
– Uncompressed video transmission

Note: Transmission distance may vary upon environments; solid objects like steel, concrete, and brick may lead to shorter transmission distances.

Specifications

Function		VE809
Video Input	Interface	2 x HDMI Type A Female (Black)
	Impedance	100 Ω
	Max. Distance	1.8 m
Video Output	Interface	VE809T: 1 x HDMI Type A Female (Black) VE809R: 1 x HDMI Type A Female (Black)
	Impedance	100 Ω
Video	Max. Data Rate	6.75 Gbps (2.25 Gbps Per Lane)
	Max. Pixel Clock	225 MHz
	Compliance	HDMI (3D) HDCP 1.4 Compatible
	Max. Resolutions / Distance	Up to 1080p@30m
Audio	Input	VE809T: 2 x HDMI Type A Female (Black)
	Output	VE809T: 1 x HDMI Type A Female (Black) VE809R: 1 x HDMI Type A Female (Black)
Unit to Unit		Wireless (5GHz Proprietary)
Control	IR Channel	1 x 2.5mm Mini Stereo Jack Female (Black)
Power	Connector	VE809T: 1 x DC Jack; VE809R: 1 x DC Jack (Mini USB)
	Consumption	VE809T: 5 VDC, 10W; VE809R: 5 VDC, 7.5W (Mini USB)
Environmental	Operating Temperature	0–40 °C
	Storage Temperature	–20–60 °C
	Humidity	0–80% RH, Non-Condensing
Physical Properties	Housing	Plastic
	Weight	VE809T: 0.21 kg; VE809R: 0.13 kg
	Dimensions (L x W x H)	VE809T: 18.20 x 9.65 x 3.15 cm; VE809R: 9.50 x 9.50 x 3.15 cm
Carton Lot		5 pcs

Included Accessories

	VE809
HDMI Cable	•
IR Blaster Cable	•
Power Adapter	• (VE809T)
Mini USB Power Adapter	• (VE809R)
IR Remote Control	•

Optional Accessories

Description	Part No. / Spec.	Page No.
HDMI Cable*	2L-7D02H-1 (2 m)	11-3

* Cables with different lengths are available, please refer to 11-3.

VE829 5x2 HDMI Wireless Extender (1080p@30m) 30 m



5.1 Channel



IR Remote Control

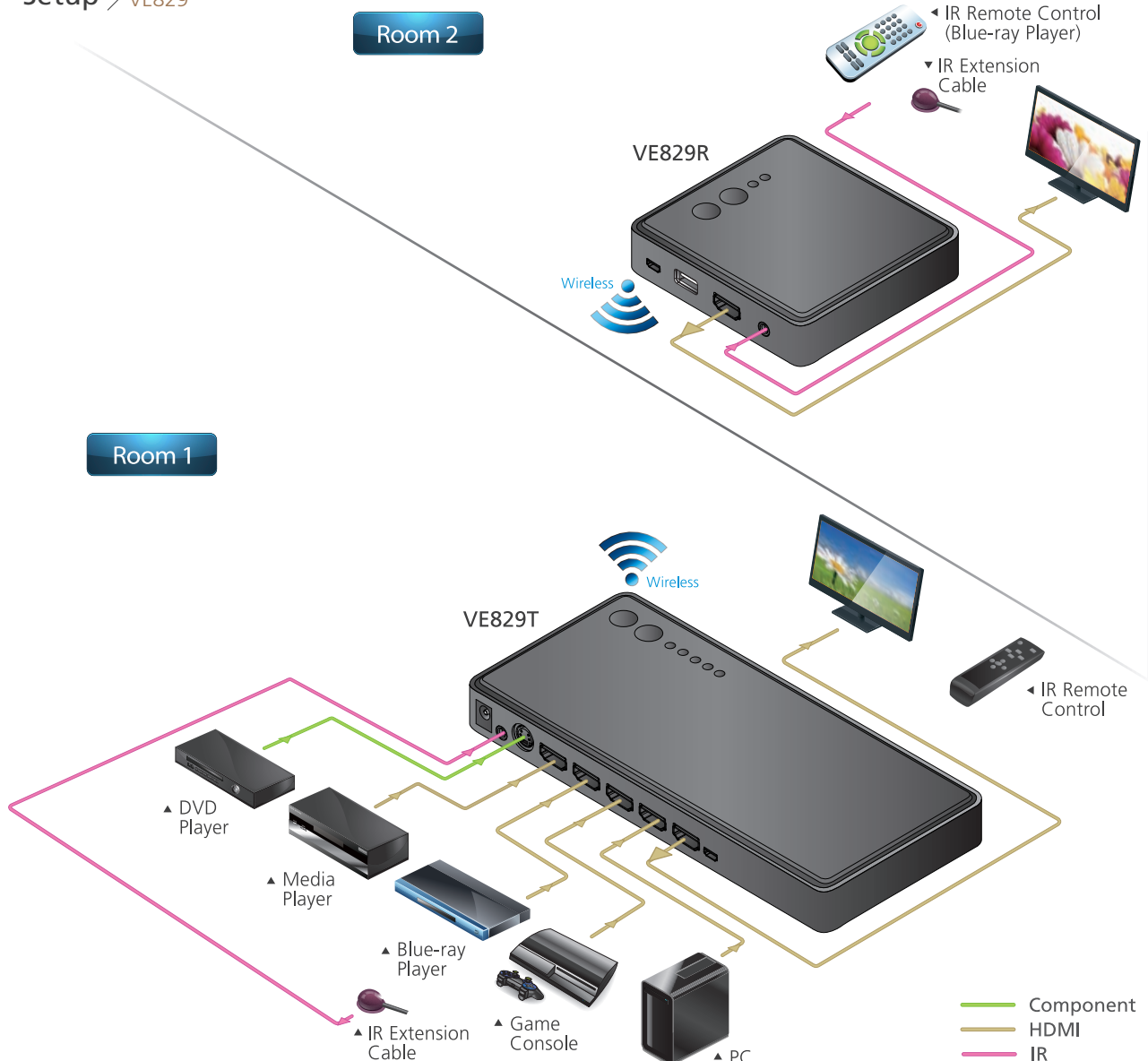


Features

- 5 x 2 Matrix - allows you to switch and independently select any of 5 sources (4 x HDMI connectors, 1 x component connector) between 2 HDTVs
- USB HID ports on the transmitter and receiver units enable wireless keyboard connectivity for control over connected computer
- IR Return Channel – enables wireless control of input sources from remote site
- WHDI™ Technology – Low latency < 1ms
– Uncompressed video transmission

Note: Transmission distance may vary upon environments; solid objects like steel, concrete, and brick may lead to shorter transmission distances.

Setup > VE829



Specifications

Function		VE829
Video Input	Interface	4 x HDMI Type A Female (Black) 1 x Component Video Female (Blue/Green/Red)
	Impedance	100 Ω (HDMI)
	Max. Distance	1.8 m
Video Output	Interface	VE829T: 1 x HDMI Type A Female (Black) VE829R: 1 x HDMI Type A Female (Black)
	Impedance	100 Ω
Video	Max. Data Rate	6.75 Gbps (2.25 Gbps Per Lane)
	Max. Pixel Clock	225 MHz
	Compliance	HDMI (3D) HDCP 1.4 Compatible
	Max. Resolutions / Distance	Up to 1080p@30m
Audio	Input	4 x HDMI Type A Female (Black) 1 x Component Audio Female (Red/White)
	Output	VE829T: 1 x HDMI Type A Female (Black) VE829R: 1 x HDMI Type A Female (Black)
Unit to Unit		Wireless (5GHz Proprietary)
Control	IR Channel	1 x 2.5mm Jack Female (Black)
Power	Connector	VE829T: 1 x DC Jack; VE829R: 1 x DC Jack (Mini USB)
	Consumption	VE829T: 5 VDC, 9.5W; VE829R: 5 VDC, 6.7W (Mini USB)
Environmental	Operating Temperature	0–40 °C
	Storage Temperature	-20–60 °C
	Humidity	0–80% RH, Non-Condensing
Physical Properties	Housing	Plastic
	Weight	VE829T: 0.30 kg VE829R: 0.13 kg
	Dimensions (L x W x H)	VE829T: 23.40 x 9.65 x 3.25 cm VE829R: 9.50 x 9.50 x 3.55 cm
Carton Lot		5 pcs

Included Accessories

	VE829
HDMI Cable	•
Component Adapter Cable	•
IR Blaster Cable	•
IR Sensor Extender Cable	•
Power Adapter	• (VE829T)
Mini USB Power Adapter	• (VE829R)
IR Remote Control	2

Optional Accessories

Description	Part No. / Spec.	Page No.
HDMI Cable*	2L-7D02H-1 (2 m)	11-3

* Cables with different lengths are available, please refer to 11-3.

VE849 Multicast HDMI Wireless Extender (1080p@30m)

30 m



Front



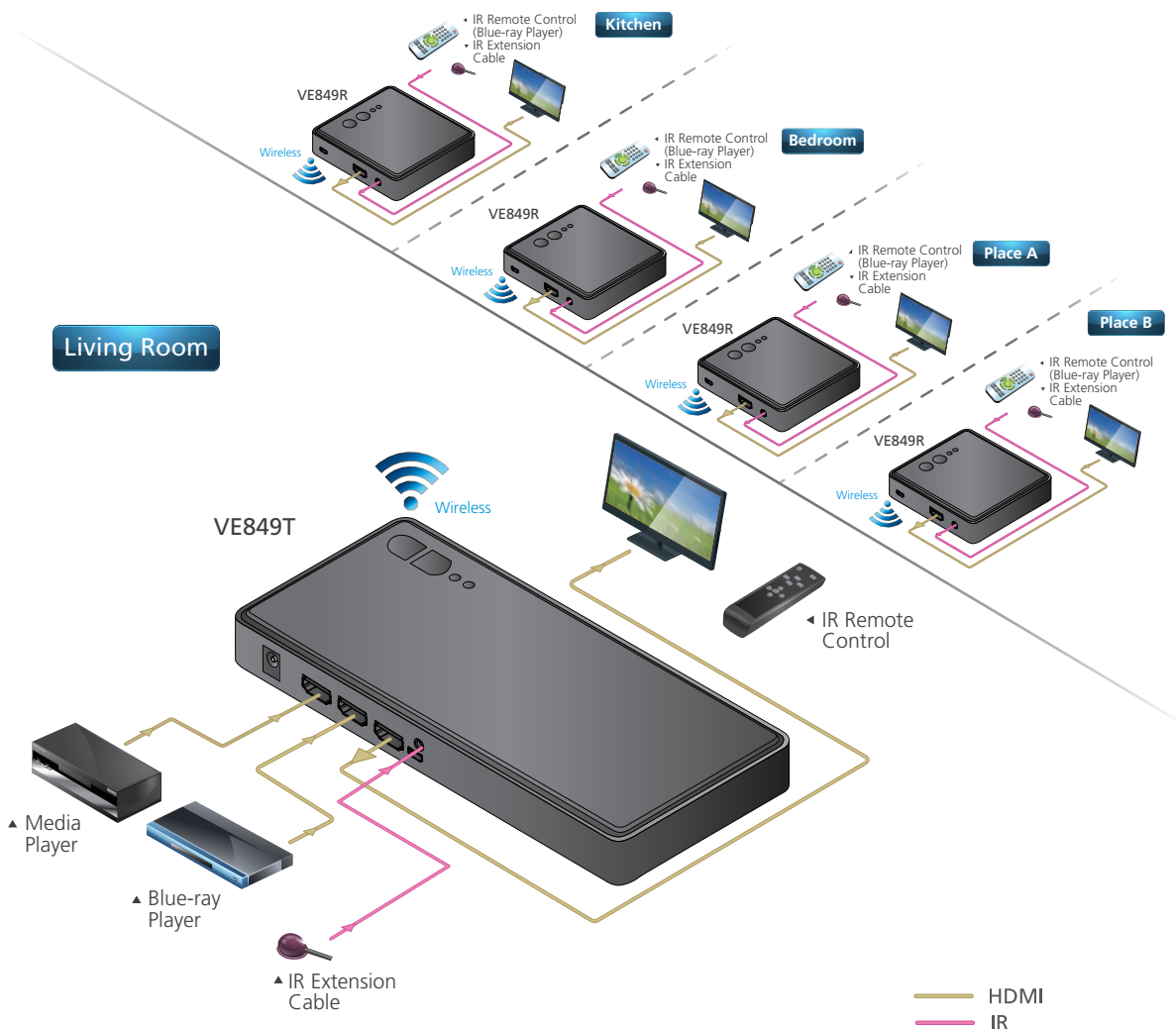
Rear



Features

- Connects 2 HDMI inputs to 5 HDMI outputs (1 local + 4 remote) via wireless extension up to 30m*
- **Multicast signal** – 1 transmitter streams HDMI transmissions up to 4 receivers simultaneously
- Built-in IR receiver with IR blaster cable allows control of source devices from the remote side
- WHDI™ Technology - Low latency <1ms
 - Uncompressed video transmission

Note: Distance may vary depending on the actual environment; solid objects such as steel, concrete, or brick may cause interference and shorten the transmission distances.



Specifications

Function		VE849
Video Input	Interface	2 x HDMI Type A Female (Black)
	Impedance	100 Ω
	Max Distance	1.8 m
Video Output	Interface	VE849T: 1 x HDMI Type A Female (Black) VE849R: 1 x HDMI Type A Female (Black)
	Impedance	100 Ω
Video	Max. Data Rate	6.75 Gbps (2.25 Gbps Per Lane)
	Max. Pixel Clock	225 MHz
	Compliance	HDMI (3D) HDCP compatible
	Max. Resolutions / Distance	Up to 1080p@30m
Audio	Input	2 x HDMI Type A Female (Black)
	Output	VE849T: 1 x HDMI Type A Female (Black) VE849R: 1 x HDMI Type A Female (Black)
Unit to Unit		Wireless (5 GHz Proprietary)
Control	IR Channel	1 x 2.5mm Mini Stereo Jack Female (Black)
Power	Connector	VE849T: 1 x DC Jack; VE849R: 1 x DC Jack (Mini USB)
	Consumption	VE849T: 5 VDC, 10W; VE849R: 5 VDC, 7.5W (Mini USB)
Environmental	Operating Temperature	0–40 °C
	Storage Temperature	-20–60 °C
	Humidity	0–80% RH, Non-Condensing
Physical Properties	Housing	Plastic
	Weight	VE849T: 0.21 kg; VE849R: 0.13 kg
	Dimensions (L x W x H)	VE849T: 18.20 x 9.65 x 3.15 cm; VE849R: 9.50 x 9.50 x 3.15 cm
Carton Lot		5 pcs

Included Accessories

	VE849
IR Blaster Cable	• (VE849T)
Power Adapter	• (VE849T)
IR Remote Control with 2 AAA Batteries	• (VE849T)
IR Receiver Cable	• (VE849R)
HDMI Cable	• (VE849R)
Mini USB Power Adapter	• (VE849R)

Optional Accessories

Description	Part No. / Spec.	Page No.
HDMI Cable*	2L-7D02H-1 (2 m)	11-3

* Cables with different lengths are available, please refer to 11-3.

VE819 HDMI Dongle Wireless Extender (1080p@10m) 10 m



Features

- Connects 1 HDMI input to 1 HDMI output via wireless extension up to 10 m*
- IR remote control switches connection between multiple HDMI dongle transmitters
- Wireless signal does not require a direct line-of-sight placement
- WHDI™ Technology - Low latency <1ms
 - Uncompressed video transmission

Note: Distance may vary depending on the actual environment; solid objects such as steel, concrete or brick may cause interference and shorten the transmission distances.

Specifications

Function		VE819
Video Input	Interface	1 x HDMI Type A Male (Black)
	Impedance	100 Ω
	Max Distance	N/A
Video Output	Interface	1 x HDMI Type A Female (Black)
	Impedance	100 Ω
Video	Max. Data Rate	6.75 Gbps (2.25 Gbps Per Lane)
	Max. Pixel Clock	225 MHz
	Compliance	HDMI (3D) HDCP compatible
	Max. Resolutions / Distance	Up to 1080p@10m
Audio	Input	1 x HDMI Type A Male (Black)
	Output	1 x HDMI Type A Female (Black)
Unit to Unit		Wireless (5 GHz Proprietary)
Control	IR	VE819R: 1 x 2.5mm Mini Stereo Jack Female (Black)
Power	Connector	VE819T: 1 x DC Jack; VE819R: 1 x DC Jack (Mini USB)
	Consumption	VE819T: 5 VDC, 10W; VE819R: 5 VDC, 7.5W (Mini USB)
Environmental	Operating Temperature	0–40 °C
	Storage Temperature	-20–60 °C
	Humidity	0–80% RH, Non-Condensing
Physical Properties	Housing	Plastic
	Weight	TBD
	Dimensions (L x W x H)	VE819T: 2.86 x 7.94 x 1.9 c; VE819R: 9.52 x 9.52 x 3.81 cm
Carton Lot		5 pcs

Included Accessories

	VE819
HDMI Cable	•
Mini USB to USB Cable	•
Mini USB Power Adapter	2
IR Remote Control with 2 AAA Batteries	•
IR Receiver Cable	•

Optional Accessories

Description	Part No. / Spec.	Page No.
HDMI Cable*	2L-7D02H-1 (2 m)	11-3

* Cables with different lengths are available, please refer to 11-3.


VE800A HDMI Cat 5 Extender (1080p@40m) 60 m



Features

- Extends an HDMI connection via single Cat 5e cable
- Supports 8-segment equalization adjustment via switch
- Rack-mountable

Note: A second Cat 5e cable is required to connect between two VE800A units if EDID Bypass and/or HDCP authentication needs to be enabled.



Specifications

Function		VE800A
Video Input	Interface	1 x HDMI Type A Female (Black)
	Impedance	100 Ω
	Max. Distance	1.8 m
Video Output	Interface	1 x HDMI Type A Female (Black)
	Impedance	100 Ω
	Max. Data Rate	6.75 Gbps (2.25 Gbps Per Lane)
Video	Max. Pixel Clock	225 MHz
	Compliance	HDMI (3D, Deep Color) HDCP 1.4, Compatible
	Max. Resolutions / Distance	Up to 1080p@40m; 1080i@60m
Audio	Input	1 x HDMI Type A Female (Black)
	Output	1 x HDMI Type A Female (Black)
Unit to Unit		2 x RJ-45 Female, Cat 5e / 6 Cable
Power	Connector	1 x DC Jack
	Consumption	VE800AT: 5 VDC, 1W VE800AR: 5 VDC, 0.75W
Environmental	Operating Temperature	0–50 °C
	Storage Temperature	–20–60 °C
	Humidity	0–80% RH, Non-Condensing
Physical Properties	Housing	Metal
	Weight	0.16 kg (T+R)
	Dimensions (L x W x H)	9.00 x 5.50 x 2.40 cm (T/R)
Carton Lot		5 pcs

Included Accessories

	VE800A
Power Adapter	2
Mounting Kit	•

Optional Accessories

Description	Part No. / Spec.	Page No.
HDMI Cable*	2L-7D02H-1 (2 m)	11-3
Shielded Digital Video Extension Cable	2L-2901	11-2
Low Skew Cable	2L-2801	11-1
Cat 6 Cable*	2L-4120-GR (20 m)	11-3

* Cables with different lengths are available, please refer to 11-3.

VE803 HDMI/USB Cat 5 Extender (1080p@40m) 60 m



Features

- Extends an HDMI connection via Cat 5e cable
- **Supports Transparent USB connectivity** to all USB 2.0 full speed devices, such as a touch panel
- Transmitter unit can be powered on via USB
- Supports 8-segment equalization adjustment via switch
- **ATEN EDID Technology** – features ATEN default EDID
- Rack-mountable

Specifications

Function		VE803
Video Input	Interface	1 x HDMI Type A Female (Black)
	Impedance	100 Ω
	Max. Distance	1.8 m
Video Output	Interface	1 x HDMI Type A Female (Black)
	Impedance	100 Ω
Video	Max. Data Rate	6.75 Gbps (2.25 Gbps Per Lane)
	Max. Pixel Clock	225 MHz
	Compliance	HDMI (3D, Deep Color) HDCP 1.4 Compatible
	Max. Resolutions / Distance	Up to 1080p@40m; 1080i@60m
Audio	Input	1 x HDMI Type A Female (Black)
	Output	1 x HDMI Type A Female (Black)
Unit to Unit		2 x RJ-45 Female, Cat 5e / 6 Cable
Control	USB Channel	VE803T: 1 x USB Type B Female VE803R: 1 x USB Type A Female
EDID Settings		EDID Mode: Default (See page VIII for definition of each EDID mode)
Power	Connector	1 x DC Jack
	Consumption	VE803T: 5 VDC, 1W VE803R: 5 VDC, 3.9W
Environmental	Operating Temperature	0–50 °C
	Storage Temperature	–20–60 °C
	Humidity	0–80% RH, Non-Condensing
Physical Properties	Housing	Metal
	Weight	0.32 kg (T+R)
	Dimensions (L x W x H)	9.00 x 5.74 x 2.40 cm (T/R)
Carton Lot		20 pcs

Included Accessories

	VE803
USB Cable	•
Power Adapter	•
Mounting Kit	•

Optional Accessories

Description	Part No. / Spec.	Page No.
HDMI Cable*	2L-7D02H-1 (2 m)	11-3
Shielded Digital Video Extension Cable	2L-2901	11-2
Low Skew Cable	2L-2801	11-1
Cat 6 Cable*	2L-4120-GR (20 m)	11-3

* Cables with different lengths are available, please refer to 11-3.

VE810 HDMI/IR Cat 5 Extender (1080p@40m) 60 m



Features

- Extends an HDMI connection via Cat 5e cable
- Supports 8-segment equalization adjustment via switch
- Compatible for use with all ATEN HDMI switches and splitters
- The remote unit can be powered on from the local unit via a Cat 5e cable
- **Bi-directional IR channel** for IR signal control; IR transmission is processed one direction at a time
- Rack-mountable

Specifications

Function		VE810
Video Input	Interface	1 x HDMI Type A Female (Black)
	Impedance	100 Ω
	Max. Distance	1.8 m
Video Output	Interface	1 x HDMI Type A Female (Black)
	Impedance	100 Ω
Video	Max. Data Rate	6.75 Gbps (2.25 Gbps Per Lane)
	Max. Pixel Clock	225 MHz
	Compliance	HDMI (3D, Deep Color) HDCP 1.4 Compatible
	Max. Resolutions / Distance	Up to 1080p@40m; 1080i@60m
Audio	Input	1 x HDMI Type A Female (Black)
	Output	1 x HDMI Type A Female (Black)
Unit to Unit		2 x RJ-45 Female, Cat 5e / 6 Cable
Control	IR Channel	1 x Mini Stereo Jack Female (Black)
Power	Connector	1 x DC Jack
	Consumption	VE810L: 5 VDC, 1.52W; VE810R: 5 VDC, 1.35W
Environmental	Operating Temperature	0–50 °C
	Storage Temperature	-20–60 °C
	Humidity	0–80% RH, Non-Condensing
Physical Properties	Housing	Metal
	Weight	0.32 kg (L+R)
	Dimensions (L x W x H)	9.00 x 5.76 x 2.40 cm (L/R)
Carton Lot		20 pcs

Included Accessories

	VE810
Power Adapter	• (Local Unit)
Mounting Kit	•
IR Receiver	•
IR Transmitter	•

Optional Accessories

Description	Part No. / Spec.	Page No.
HDMI Cable*	2L-7D02H-1 (2 m)	11-3
Shielded Digital Video Extension Cable	2L-2901	11-2
Low Skew Cable	2L-2801	11-1
Cat 6 Cable*	2L-4120-GR (20 m)	11-3
IR Extension Cable	2XRT-0003G	12-1

* Cables with different lengths are available, please refer to 11-3.

VE806 HDMI/Audio Cat 5 Extender Wall Plate (US) (1080p@40m)

60 m

PRO



Front



R



T

Rear



R



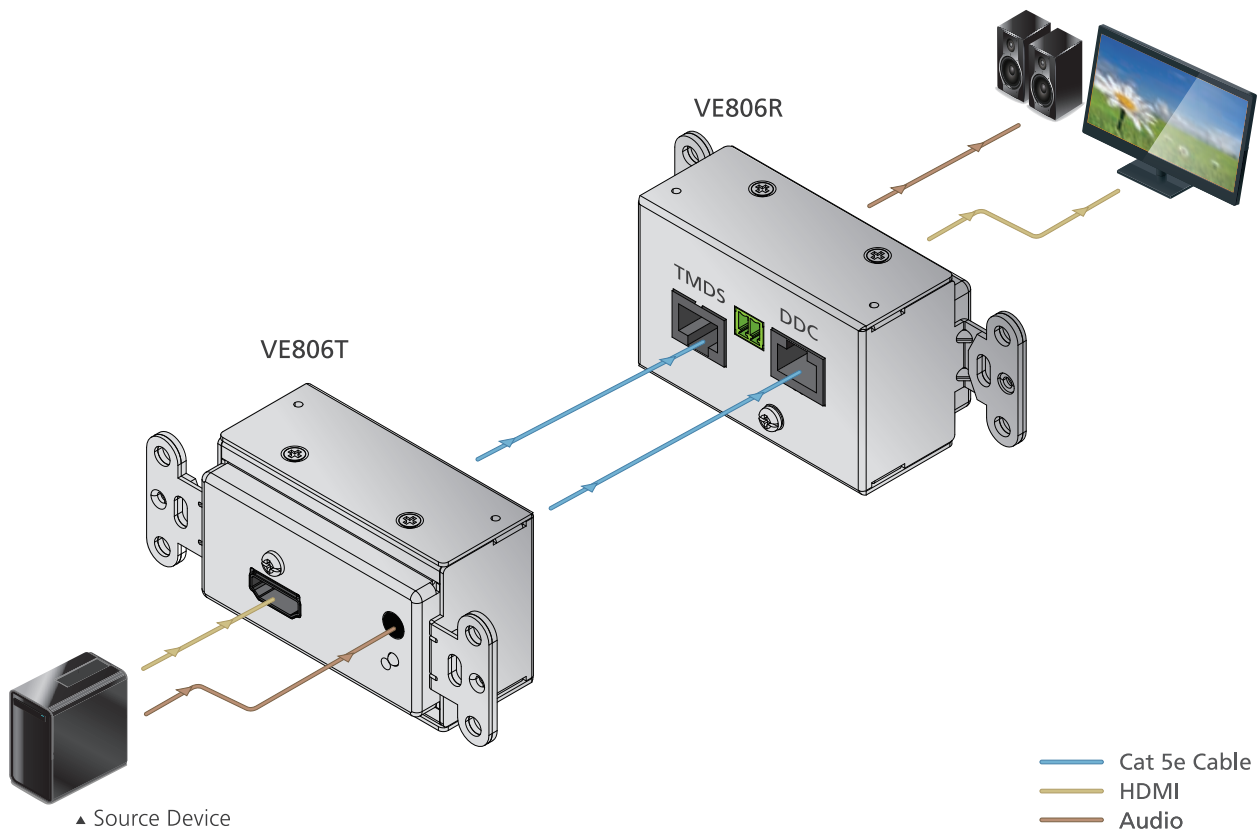
T

Features

- Connects the local and remote units with 2 Cat 5e cables, one to transmit video and audio and another to supply power*
- Supports 8-segment equalization adjustment via switch
- LED indication of power and connection status
- Wall-mountable; decora type design is easily configurable to fit various wall plates
- Hot-pluggable

Note: *A second Cat 5e cable connection (DDC) is required to remotely power on either the transmitter or receiver and also to bypass EDID & HDCP signals.

Setup > VE806T + VE806R



Specifications

Function		VE806
Video Input	Interface	1 x HDMI Type A Female (Black)
	Impedance	100 Ω
	Max. Distance	1.8 m
Video Output	Interface	1 x HDMI Type A Female (Black)
	Impedance	100 Ω
Video	Max. Data Rate	6.75 Gbps (2.25 Gbps Per Lane)
	Max. Pixel Clock	225 MHz
	Compliance	HDMI (3D, Deep Color) HDCP 1.4 Compatible
	Max. Resolutions / Distance	Up to 1080p@40m; 1080i@60m
Audio	Input	1 x HDMI Type A Female (Black)
	Output	1 x HDMI Type A Female (Black)
Unit to Unit		2 x RJ-45 Female, Cat 5e / 6 Cable
Power	Connector	1 x Terminal Block (Green)
	Consumption	9 VDC, 2.9W
Environmental	Operating Temperature	0–50 °C
	Storage Temperature	-20–60 °C
	Humidity	0–80% RH, Non-Condensing
Physical Properties	Housing	Metal
	Weight	VE806T: 0.17 kg; VE806R: 0.17 kg
	Dimensions (L x W x H)	VE806T: 10.11 x 4.44 x 4.40 cm; VE806R: 10.11 x 4.44 x 4.40 cm
Carton Lot		5 pcs

Included Accessories

	VE806
Power Adapter	•
Terminal Block	•

Optional Accessories

Description	Part No. / Spec.	Page No.
HDMI Cable*	2L-7D02H-1 (2 m)	11-3
Shielded Digital Video Extension Cable	2L-2901	11-2
Low Skew Cable	2L-2801	11-1
Cat 6 Cable*	2L-4120-GR (20 m)	11-3
LockPro™ (HDMI Cable Lock)	2X-EA12	12-1


* Cables with different lengths are available, please refer to 11-3.

VE901 DisplayPort HDBaseT-Lite Extender (4K@40m) 70 m



Features

- **HDBaseT Connectivity** – extends a DVI connection over a long distance via single 5e / 6a cable
- **HDBaseT Anti-jamming** – resists signal interference during high-quality video transmission using HDBaseT technology
- DisplayPort receiver provides 3.3V/500mA of output power
- Rack-mountable



Specifications

Function		VE901
Video Input	Interface	1 x DisplayPort Female (Black)
	Impedance	100 Ω
	Max. Distance	1.5 m
Video Output	Interface	1 x DisplayPort Female (Black)
	Impedance	100 Ω
Video	Max. Data Rate	10.2 Gbps (3.4 Gbps Per Lane)
	Max. Pixel Clock	340 MHz
	Compliance	DisplayPort (Deep Color, 4K); HDCP Compatible
	Max. Resolutions / Distance	Up to 4K@35m (Cat 5e/6) / 40m (Cat 6a); 1080p@60m (Cat 5e/6) / 70m (Cat 6a)
Unit to Unit		1 x RJ-45 Female, Cat 5e / 6 / 6a / 7 Cable
Audio	Input	1 x DisplayPort Female (Black)
	Output	1 x DisplayPort Female (Black)
Power	Connector	1 x DC Jack with locking
	Consumption	VE901T: 5 VDC, 3.13W CE901R: 5 VDC, 7.95W
Environmental	Operating Temperature	0-40°C
	Storage Temperature	-20-60 °C
	Humidity	0-80% RH, Non-Condensing
Physical Properties	Housing	Metal
	Weight	TBD
	Dimensions (L x W x H)	10.06 x 8.70 x 3.00 cm
Carton Lot		5 pcs

Included Accessories

	VE901
Power Adapter	2

Optional Accessories

Description	Part No. / Spec.	Page No.
DisplayPort Cable*	2L-7D02DP (1.8 m)	11-2
Shielded Digital Video Extension Cable	2L-2901	11-1
Low Skew Cable	2L-2801	11-3
Cat 6 Cable*	2L-4120-GR (20 m)	11-3
LockPro™ (HDMI Cable Lock)	2X-EA12	12-1
DisplayPort to VGA Adapter	VC925	9-10
DisplayPort to 4K HDMI Active Adapter	VC986	9-10

VE601 DVI HDBaseT-Lite Extender (1080p@70m) (HDBaseT Class B) 70 m



Features

- **HDBaseT Connectivity** – extends a DVI connection over a long distance via single 6/6a cable
- **HDBaseT Anti-jamming** – resists signal interference during high-quality video transmission using HDBaseT technology
- Rack-mountable

Specifications

Function		VE601
Video Input	Interface	1 x DVI-D Female (White)
	Impedance	100 Ω
	Max. Distance	Up to 1.8 m
Video Output	Interface	1 x DVI-D Female (White)
	Impedance	100 Ω
Video	Max. Data Rate	10.2 Gbps (3.4 Gbps Per Lane)
	Max. Pixel Clock	340 MHz
	Compliance	DVI (3D, Deep Color) HDCP 1.4 compatible
	Max. Resolutions / Distance	Up to 1920 x 1200@35m (Cat 5e/6) / 40m (Cat 6a); 1080p@60m (Cat 5e/6) / 70m (Cat 6a)
Unit to Unit		1 x RJ-45 Female, Cat 5e / 6 / 6a / 7 Cable
Power	Connector	1 x DC Jack with locking
	Consumption	VE601T: 5 VDC, 1.85W; VE601R: 5 VDC, 4.23W
Environmental	Operating Temperature	0–50 °C
	Storage Temperature	-20–60 °C
	Humidity	0–80% RH, Non-Condensing
Physical Properties	Housing	Metal
	Weight	VE601T: 0.25 kg; VE601R: 0.25 kg
	Dimensions (L x W x H)	VE601T: 10.06 x 8.70 x 3.00 cm; VE601R: 10.06 x 8.70 x 3.00 cm
Carton Lot		5 pcs

Note: We strongly recommend that you use ATEN or HDBaseT certified Cat cable for best product performance.

Included Accessories

	VE601
Power Adapter	2

Optional Accessories

Description	Part No. / Spec.	Page No.
Shielded Digital Video Extension Cable	2L-2901	11-2
Low Skew Cable	2L-2801	11-1
Cat 6 Cable*	2L-4120-GR (20 m)	11-3
Dual Link DVI Cable* (The VE601 only supports single link)	2L-7D03DD (3 m)	11-3

* Cables with different lengths are available, please refer to 11-3.

VE066 Mini DVI Cat 5 Extender (1920 x 1200@15m) 15 m



Features

- Extends a DVI connection via Cat 5e cable
- Compatible for use with all ATEN DVI switches and splitters
- **Smart Video Display** – image quality is optimized based on available resolution of the output device
- Compact size ideal for limited space installation
- Hot-pluggable

Specifications

Function		VE066
Video Input	Interface	1 x DVI-D Male (Gold)
	Impedance	100 Ω
Video Output	Interface	1 x DVI-D Male (Gold)
	Impedance	100 Ω
Video	Max. Data Rate	4.95 Gbps (1.65 Gbps Per Lane)
	Max. Pixel Clock	165 MHz
	Compliance	HDCP 1.4 Compatible
	Max. Resolutions / Distance	Up to 1920 x 1200@15m
Unit to Unit		1 x RJ-45 Female, Cat 5e / 6 Cable
Environmental	Operating Temperature	0–50 °C
	Storage Temperature	-20–60 °C
	Humidity	0–80% RH, Non-Condensing
Physical Properties	Housing	Plastic
	Weight	0.10 kg (T+R)
	Dimensions (L x W x H)	5.66 x 4.07 x 2.15 cm (T/R)
Carton Lot		20 pcs

Optional Accessories

Description	Part No. / Spec.	Page No.
Shielded Digital Video Extension Cable	2L-2901	11-2
Low Skew Cable	2L-2801	11-1
Cat 6 Cable*	2L-4120-GR (20 m)	11-3

* Cables with different lengths are available, please refer to 11-3.

VE600A DVI/Audio Extender (1920 x 1200@40m) 60 m PRO



Features

- Extends a DVI connection via Cat 5e cable
- Supports 8-segment equalization adjustment via switch
- Supports A/V transmission over single Cat 5e cable with built-in ATEN EDID and patented video technology*
- Rack-mountable

Note: *A second Cat 5e cable connection (DDC) is required to remotely power on either the transmitter or receiver and also to bypass EDID & HDCP signals.

Specifications

Function		VE600A
Video Input	Interface	1 x DVI-D Female (White)
	Impedance	100 Ω
	Max. Distance	1.8 m
Video Output	Interface	1 x DVI-D Female (White)
	Impedance	100 Ω
Video	Max. Data Rate	6.75 Gbps (2.25 Gbps Per Lane)
	Max. Pixel Clock	225 MHz
	Compliance	HDCP 1.4 Compatible
	Max. Resolutions / Distance	Up to 1080p@40m; 1080i@60m
Audio	Input	1 x Mini Stereo Jack Female (Green)
	Output	1 x Mini Stereo Jack Female (Green)
Unit to Unit		2 x RJ-45 Female, Cat 5e / 6 Cable
Power	Connector	1 x DC Jack
	Consumption	VE600AL: 5.3 VDC, 2.05W; VE600AR: 5.3 VDC, 1.45W
Environmental	Operating Temperature	0–50 °C
	Storage Temperature	-20–60 °C
	Humidity	0–80% RH, Non-Condensing
Physical Properties	Housing	Metal
	Weight	0.34 kg (L+R)
	Dimensions (L x W x H)	9.13 x 5.76 x 2.40 cm (L/R)
Carton Lot		20 pcs

Included Accessories

	VE600A
Power Adapter	•
Mounting Kit	•

Optional Accessories

Description	Part No. / Spec.	Page No.
Shielded Digital Video Extension Cable	2L-2901	11-2
Low Skew Cable	2L-2801	11-1
Cat 6 Cable*	2L-4120-GR (20 m)	11-3
DVI Cable with Audio	2L-7D02V	11-3

* Cables with different lengths are available, please refer to 11-3.

VE602 DVI Dual Link/Audio Cat 5 Extender (2560 x 1600@40m)

60 m

PRO



Features

- Extends a DVI connection via Cat 5e cable
- Uses a second Cat 5e cable for dual link signals
- Supports 8-segment equalization adjustment via switch
- **ATEN EDID Technology** – features ATEN default EDID and learning of the EDID from the display connected to the Transmitter (VE602T)
- Rack-mountable

Specifications

Function		VE602
Video Input	Interface	1 x DVI-D Female (White)
	Impedance	100 Ω
	Max. Distance	1.8 m
Video Output	Interface	1 x DVI-D Female (White)
	Impedance	100 Ω
Video	Max. Data Rate	6.75 Gbps (2.25 Gbps Per Lane)
	Max. Pixel Clock	225 MHz
	Max. Resolutions / Distance	Dual Link: up to 2560 x 1600@40m Single Link: up to 1920 x 1200@40m; 1280 x 1024@60m
Audio	Input	1 x Mini Stereo Jack Female (Green)
	Output	1 x Mini Stereo Jack Female (Green)
Unit to Unit		2 x RJ-45 Female, Cat 5e / 6 Cable
EDID Settings		EDID Mode: Default / Learn (See page VIII for definition of each EDID mode)
Power	Connector	1 x DC Jack
	Consumption	VE602T: 5.3 VDC, 1.1W; VE602R: 5.3 VDC, 0.9W
Environmental	Operating Temperature	0–50 °C
	Storage Temperature	–20–60 °C
	Humidity	0–80% RH, Non-Condensing
Physical Properties	Housing	Metal
	Weight	0.36 kg (T+R)
	Dimensions (L x W x H)	9.13 x 5.60 x 2.40 cm (T/R)
Carton Lot		20 pcs

Note: HDCP is not supported

Included Accessories

	VE602
Power Adapter	2
Mounting Kit	•

Optional Accessories

Description	Part No. / Spec.	Page No.
Shielded Digital Video Extension Cable	2L-2901	11-2
Low Skew Cable	2L-2801	11-1
Cat 6 Cable*	2L-4120-GR (20 m)	11-3
DVI Cable with Audio	2L-7D02V	11-3
Dual Link DVI Cable*	2L-7D03DD (3 m)	11-3

* Cables with different lengths are available, please refer to 11-3.

VE606 DVI/Audio Cat 5 Extender Wall Plate (US) (1920 x 1200@40m)

60 m

PRO



Front



R



T

Rear



R



T



Features

- Connects the local and remote units with 2 Cat 5e cables, one to transmit video and audio and another to supply power*
- Uses a second Cat 5e cable for dual link signals
- Supports 8-segment equalization adjustment via switch
- LED indication of power and connection status
- Wall-mountable; decora type design is easily configurable to fit various wall plates
- Hot-pluggable

Note: *A second Cat 5e cable connection (DDC) is required to remotely power on either the transmitter or receiver and also to bypass EDID & HDCP signals.

Specifications

Function		VE606
Video Input	Interface	1 x DVI-D Female (White)
	Impedance	100 Ω
	Max. Distance	1.8 m
Video Output	Interface	1 x DVI-D Female (White)
	Impedance	100 Ω
Video	Max. Data Rate	6.75 Gbps (2.25 Gbps Per Lane)
	Max. Pixel Clock	225 MHz
	Compliance	HDCP Compatible
	Max. Resolutions / Distance	Up to 1920 x 1200@40m; 1280 x 1024@60m
Audio	Input	1 x Mini Stereo Jack Female (Green)
	Output	1 x Mini Stereo Jack Female (Green)
Unit to Unit		2 x RJ-45 Female, Cat 5e / 6 Cable
Power	Connector	1 x Terminal Block (Green)
	Consumption	9 VDC, 2.9W
Environmental	Operating Temperature	0–50 °C
	Storage Temperature	–20–60 °C
	Humidity	0–80% RH, Non-Condensing
Physical Properties	Housing	Metal
	Weight	VE606T: 0.18 kg; VE606R: 0.18 kg
	Dimensions (L x W x H)	VE606T: 10.41 x 4.44 x 4.34 cm; VE606R: 10.41 x 4.44 x 4.34 cm
Carton Lot		5 pcs

Included Accessories

	VE606
Power Adapter	•
Terminal Block	•

Optional Accessories

Description	Part No. / Spec.	Page No.
Shielded Digital Video Extension Cable	2L-2901	11-2
Low Skew Cable	2L-2801	11-1
Cat 6 Cable*	2L-4120-GR (20 m)	11-3
DVI Cable with Audio	2L-7D02V	11-3

* Cables with different lengths are available, please refer to 11-3.


VE156 VGA/Audio Cat 5 Extender Wall Plate (US) (1280 x 1024@150m) 150 m PRO



Front



Rear



Features

- Connects the local and remote units with 2 Cat 5e cables, one to transmit video and audio and another to supply power*
- LED indication of power and connection status
- **Adjustable Gain Control** – signal strength can be manually adjusted via Video Gain/Compensation tuner
- Wall-mountable; decora type design is easily configurable to fit various wall plates
- Hot-pluggable

Note: *A second Cat 5e cable connection (DDC) is required to remotely power on either the transmitter or receiver.

Specifications

Function		VE156
Video Input	Interface	1 x HDB-15 Female (Blue)
	Impedance	100 Ω
Video Output	Interface	1 x HDB-15 Female (Blue)
	Impedance	100 Ω
Video	Max. Bandwidth	300 MHz
	Max. Resolutions / Distance	Up to 1920 x 1200@30m; 1280 x 1024@150m
Audio	Input	1 x Mini Stereo Jack Female (Green)
	Output	1 x Mini Stereo Jack Female (Green)
Unit to Unit		2 x RJ-45 Female, Cat 5e / 6 Cable
Power	Connector	1 x Terminal Block (Green)
	Consumption	9 VDC, 3.2W
Environmental	Operating Temperature	0–50 °C
	Storage Temperature	–20–60 °C
	Humidity	0–80% RH, Non-Condensing
Physical Properties	Housing	Metal
	Weight	VE156T: 0.18 kg; VE156R: 0.18 kg
	Dimensions (L x W x H)	VE156T: 10.41 x 4.44 x 4.26 cm; VE156R: 10.41 x 4.44 x 4.26 cm
Carton Lot		5 pcs

Included Accessories


	VE156
Power Adapter	•
Terminal Block	•

Optional Accessories

Description	Part No. / Spec.	Page No.
Shielded Digital Video Extension Cable	2L-2901	11-2
Low Skew Cable	2L-2801	11-1
Cat 6 Cable*	2L-4120-GR (20 m)	11-3
VGA / Audio Cable	2L-2402A	11-3

* Cables with different lengths are available, please refer to 11-3.

VE022 Mini VGA/Audio Cat 5 Extender (1280 x 1024@150m) 150 m



Features

- Extends a VGA connection via Cat 5e cable
- Convenient docking interface for mounting on the display device
- **Adjustable Gain Control** – signal strength can be manually adjusted via Video Gain/Compensation tuner
- Rack-mountable

Specifications

Function		VE022
Video Input	Interface	1 x HDB-15 Male (Black)
	Impedance	75 Ω
Video Output	Interface	1 x HDB-15 Female (Blue)
	Impedance	75 Ω
Video	Max. Bandwidth	300 MHz
	Max. Resolutions / Distance	Up to 1920 x 1200@30m; 1280 x 1024@150m
Audio	Input	1 x Mini Stereo Jack Female (Green)
	Output	1 x Mini Stereo Jack Female (Green)
Unit to Unit		1 x RJ-45 Female, Cat 5e / 6 Cable
Power	Connector	1 x DC Jack
	Consumption	VE022T: 5 VDC, 0.44W VE022R: 5 VDC, 0.88W
Environmental	Operating Temperature	0–50 °C
	Storage Temperature	-20–60 °C
	Humidity	0–80% RH, Non-Condensing
Physical Properties	Housing	Metal
	Weight	VE022T: 0.05 kg; VE022R: 0.05 kg
	Dimensions (L x W x H)	VE022T: 7.35 x 3.53 x 2.06 cm; VE022R: 6.42 x 3.53 x 2.06 cm
Carton Lot		20 pcs

Included Accessories

	VE022
VGA Cable	•
Audio Cable	•
USB to DC Power Cord	•
Power Adapter	•
Mounting Kit	•

Optional Accessories

Description	Part No. / Spec.	Page No.
Shielded Digital Video Extension Cable	2L-2901	11-2
Low Skew Cable	2L-2801	11-1
Cat 6 Cable*	2L-4120-GR (20 m)	11-3

* Cables with different lengths are available, please refer to 11-3.

VE150A VGA Cat 5 Extender (1280 x 1024@150m) 150 m



Front



Rear



Features

- Extends a VGA connection via Cat 5e cable
- Supports one local and one remote VGA display
- **Adjustable Gain Control** – signal strength can be manually adjusted via Video Gain/Compensation tuner
- Hot-pluggable
- Rack-mountable

Specifications

Function		VE150A
Video Input	Interface	1 x HDB-15 Male (Blue)
	Impedance	75 Ω
	Max. Distance	1.8 m
Video Output	Interface	1 x HDB-15 Female (Blue)
	Impedance	75 Ω
Video	Max. Bandwidth	300 MHz
	Max. Resolutions / Distance	Up to 1920 x 1200@30m; 1280 x 1024@150m
Unit to Unit		1 x RJ-45 Female, Cat 5e / 6 Cable
Power	Connector	1 x DC Jack
	Consumption	VE150AT: 5.3 VDC, 1.0W VE150AR: 5.3 VDC, 1.2W
Environmental	Operating Temperature	0–50 °C
	Storage Temperature	–20–60 °C
	Humidity	0–80% RH, Non-Condensing
Physical Properties	Housing	Metal
	Weight	0.48 kg (T+R)
	Dimensions (L x W x H)	12.77 x 9.04 x 2.26 cm (T/R)
Carton Lot		5 pcs

Included Accessories

	VE150A
VGA Cable	•
Power Adapter	2
Mounting Kit	•

Optional Accessories

Description	Part No. / Spec.	Page No.
Shielded Digital Video Extension Cable	2L-2901	11-2
Low Skew Cable	2L-2801	11-1
Cat 6 Cable*	2L-4120-GR (20 m)	11-3
VGA EDID Emulator	2A-130G	9-15

* Cables with different lengths are available, please refer to 11-3.

VE170 / VE170Q VGA/Audio Cat 5 Extender (1024 x 768@300m)

300 m

PRO




(VE170Q)

Front



Rear



Features

- Extends a VGA connection via Cat 5e cable
- Supports one local and one remote VGA display
- **Adjustable Gain Control** – signal strength can be manually adjusted via Video Gain/Compensation tuner
- Rack-mountable
- Deskew Function (VE170RQ) – allows you to synchronize the time delay of RGB signals to compensate for distance

Note: Package option 1: VE170 (VE170T + VE170R)
Package option 2: VE170Q (VE170T + VE170RQ)

Specifications

Function		VE170 / VE170Q
Video Input	Interface	1 x HDB-15 Male (Blue)
	Impedance	75 Ω
	Max. distance	1.8 m
Video Output	Interface	1 x HDB-15 Female (Blue)
	Impedance	75 Ω
Video	Max. Bandwidth	300 MHz
	Max. Resolutions / Distance	VE170: Up to 1920 x 1200@30m; 1024 x 768@300m VE170Q: Up to 1920 x 1200@150m; 1280 x 1024@300m
Audio	Input	1 x Mini Stereo Jack Female (Green)
	Output	VE170T: 1 x Mini Stereo Jack Female (Green) VE170R: 1 x Mini Stereo Jack Female (Green)
Unit to Unit		1 x RJ-45 Female, Cat 5e / 6 Cable
Power	Connector	1 x DC Jack
	Consumption	VE170T: 5.3 VDC, 2.66W; VE170R: 5.3 VDC, 3.66W; VE170RQ: 5.3 VDC, 4.82W
Environmental	Operating Temperature	0–50 °C
	Storage Temperature	–20–60 °C
	Humidity	0–80% RH, Non-Condensing
Physical Properties	Housing	Metal
	Weight	VE170T: 0.24 kg; VE170R: 0.24 kg; VE170RQ: 0.24 kg
	Dimensions (L x W x H)	VE170T: 12.77 x 9.04 x 2.26 cm; VE170R: 12.77 x 9.04 x 2.26 cm; VE170RQ: 12.77 x 9.04 x 2.26 cm
Carton Lot		5 pcs

Included Accessories

	VE170 / VE170Q
VGA/Audio Cable	•
Power Adapter	2
Mounting Kit	•

Note: *Since VE170 comes in various packages, the quantity of accessories will depend on the package purchased.

Optional Accessories

Description	Part No. / Spec.	Page No.
Shielded Digital Video Extension Cable	2L-2901	11-2
Low Skew Cable	2L-2801	11-1
Cat 6 Cable*	2L-4120-GR (20 m)	11-3
VGA / Audio Cable	2L-2402A	11-3
VGA EDID Emulator	2A-130G	9-15

* Cables with different lengths are available, please refer to 11-3.

VE200 VGA/Audio/RS-232 Cat 5 Extender with Dual Output (1280 x 1024@200m)

200 m

PRO



(VE200R)

Front



Rear



Features

- Extends a VGA connection via Cat 5e cable
- Bi-directional RS-232 channel transmits signals over Cat 5e cable to control a display or other device
- Supports one local and two remote displays
- An IR channel for screen On/Off control and video adjustment at remote site
- **Adjustable Gain Control** – signal strength can be manually adjusted in Video Gain or Video Compensation modes via OSD for optimum display quality
- Rack-mountable

Specifications

Function		VE200
Video Input	Interface	1 x HDB-15 Male (Blue)
	Impedance	75 Ω
	Max. Distance	1.8 m
Video Output	Interface	VE200L: 1 x HDB-15 Female (Blue); VE200R: 2 x HDB-15 Female (Blue)
	Impedance	75 Ω
Video	Max. Bandwidth	300 MHz
	Max. Resolutions / Distance	Up to 1920 x 1200@30m; 1280 x 1024@200m
Audio	Input	VE200L: 1 x Mini Stereo Jack Female (Green)
	Output	VE200L: 1 x Mini Stereo Jack Female (Green) VE200R: 2 x Mini Stereo Jack Female (Green)
Unit to Unit		1 x RJ-45 Female, Cat 5e / 6 Cable
Control	RS-232 Channel	VE200L: 1 x DB-9 Female (Black), 1 x DB-9 Male (Black); VE200R: 2 x DB-9 Male (Black); Channel Bypass
	IR Channel (VE200R)	1 x Mini Stereo Jack Female (Black)
Power	Connector	1 x DC Jack
	Consumption	VE200L: 5.3 VDC, 2W; VE200R: 5.3 VDC, 3.9W
Environmental	Operating Temperature	0–50 °C
	Storage Temperature	–20–60 °C
	Humidity	0–80% RH, Non-Condensing
Physical Properties	Housing	Metal
	Weight	VE200L: 0.35 kg; VE200R: 0.356 kg
	Dimensions (L x W x H)	VE200L: 13.90 x 8.80 x 2.86 cm; VE200R: 13.90 x 8.80 x 2.86 cm
Carton Lot		5 pcs

Included Accessories

	VE200
VGA/Audio Cable	•
IR Remote Control	•
IR Receiver	•
Power Adapter	2
Mounting Kit	•

Optional Accessories

Description	Part No. / Spec.	Page No.
Shielded Digital Video Extension Cable	2L-2901	11-2
Low Skew Cable	2L-2801	11-1
Cat 6 Cable*	2L-4120-GR (20 m)	11-3
VGA / Audio Cable	2L-2402A	11-3
VGA EDID Emulator	2A-130G	9-15
IR Remote Control	2XRT-0301G	12-1

* Cables with different lengths are available, please refer to 11-3.

VE560 DVI Booster (1920 x 1200@30m) 50 m



Features

- Extends a DVI connection over a long distance
- Easy connection to different digital video devices (e.g. STB, LCD monitor, projector, LCD TVs)
- Rack-mountable

Specifications

Function		VE560
Video Input	Interface	1 x DVI-D Female (White)
Video Output	Interface	1 x DVI-D Female (White)
Video	Max. Data Rate	4.95 Gbps (1.65 Gbps Per Lane)
	Max. Pixel Clock	165 MHz
	Compliance	HDCP 1.4 Compatible
	Max. Resolutions / Distance	Up to 1920 x 1200@30m; 1280 x 1024@50m
Power	Connector	1 x DC Jack
	Consumption	5 VDC, 1W
Environmental	Operating Temperature	0–50 °C
	Storage Temperature	–20–60 °C
	Humidity	0–80% RH, Non-Condensing
Physical Properties	Housing	Metal
	Weight	0.16 kg (T+R)
	Dimensions (L x W x H)	9.30 x 5.50 x 2.40 cm (T/R)
Carton Lot		20 pcs

Included Accessories

	VE560
Power Adapter	•
Mounting Kit	•

VB100 VGA Booster (1280 x 1024@70m) 70 m



Front



Rear



Side



Features

- Amplifies and transmits signals from a VGA input to a VGA output
- LED indication of source device status
- **Adjustable Gain Control** – signal strength can be manually adjusted via Video Gain/Compensation tuner
- Hot-pluggable

Specifications

Function		VB100
Video Input	Interface	1 x HDB-15 Female (Blue)
	Impedance	75 Ω
Video Output	Interface	1 x HDB-15 Female (Blue)
	Impedance	75 Ω
Video	Max. Bandwidth	300 MHz
	Max. Resolutions / Distance	Up to 1920 x 1200@30m; 1280 x 1024@70m
Power	Connector	1 x DC Jack
	Consumption	5 VDC, 0.9W
Environmental	Operating Temperature	0–50 °C
	Storage Temperature	–20–60 °C
	Humidity	0–80% RH, Non-Condensing
Physical Properties	Housing	Metal
	Weight	0.06 kg
	Dimensions (L x W x H)	3.53 x 6.88 x 2.06 cm
Carton Lot		10 pcs

Included Accessories

	VB100
Power Adapter	•

Note: Please use the power adapter included in the package if VB100 cannot be powered via the source device. Respective length of both VGA cables can vary, but the total length of both cables cannot exceed 70 meters.

VB800 True 4K HDMI Booster (4K@40m)



Front



Rear



Features

- Amplifies and transmits signals from an HDMI input to an HDMI output
- Supports True 4K resolutions and HDMI 2.0
- LED indication of source device status
- Cascadable up to 10 levels with distances up to 40 m at 4K resolutions*
- Plug-and-play – No software to install
- Rack-mountable

Note: * The first, fourth, seventh and tenth level devices need to be connected to a power source.

Specifications

Function		VB800
Video Input	Interfaces	1 x HDMI Type A Female (Black)
Video Output	Interfaces	1 x HDMI Type A Female (Black)
Video	Max. Bandwidth	600 MHz
	Max. Resolution / Distance	Up to 4K@60 Hz (4:4:4) / 40m
	Max. Data Rate	18 Gpbs (6 Gbps Per Lane)
Power	Connector	1 x DC Jack
	Consumption	5 VDC, 3 W
Environmental	Operating Temperature	0 – 40 °C
	Storage Temperature	-20 – 60 °C
	Humidity	0 - 80% RH, Non-Condensing
Physical Properties	Housing	Metal
	Weight	95 g
	Dimensions (L x W x H)	49 x 56 x 17 mm
Carton Lot		10 pcs

Included Accessories

	VE550
Power Adapter	•

Optional Accessories

Description	Part No. / Spec.	Page No.
HDMI Cable*	2L-7D02H-1 (2 m)	11-2

* Cables with different lengths are available, please refer to 11-3.

Video Converters

ATEN Video Converters allow you to connect a video source device to the display device of your choice, equipped with different video interfaces. We provide simple single port-to-port converters which enable you to connect VGA based devices to DVI / HDMI digital displays, and universal interface products which integrate multiple device inputs into a single box for easy converting of various analog-to-digital audio/video signals. With built-in easy-to-use features, this series makes converting connections simple.



- **Major Video Interface Support**

Our products incorporate all current video interfaces including; VGA, DVI, SDI, Mini DisplayPort and HDMI, while meeting the strict requirements needed for high quality signal conversions.

- **Compact Design**

Compact designs allow a neat and tidy workspace and trouble-free installation - solutions that think of you.

- **Easy Installation**

Flexible convenient installation – with no software or configuration required. Simply make the hardware connections and enjoy the experience.

- **Outstanding Multimedia**

With high-quality video, the integrated audio component delivers an outstanding A/V experience when working with modern multimedia applications and equipment.

- **Audio Extraction**

ATEN's additional audio de-embedder function extracts and converts audio signals from the HDMI input. This means you can choose between analog stereo via RCA connectors and digital audio via optical or coaxial connections for additional methods to produce high quality audio output.

Note: 1.The features highlighted above are not available in all products. Please refer to each product page for more details.
2.Product information is subject to change without prior notice.



Specifications at a Glance

Model	VC840	VC812	VC810	VC480	VC182	VC180	VC160A
Input	HDMI	HDMI	HDMI	SDI	VGA	VGA	VGA
Outputs	SDI	VGA	VGA	HDMI	HDMI	HDMI	DVI
Max Video Resolution	1080p	1920 x 1200	1920 x 1200	1080p	1080p	1080p	1920 x 1200
Audio	•	• (HDMI)	N/A	•	• (HDMI)	•	N/A
Scaler	N/A	•	N/A	N/A	•	N/A	N/A

Model	VC920	VC960	VC980	VC981
Input	Mini DisplayPort	Mini DisplayPort	Mini DisplayPort	Mini DisplayPort
Outputs	VGA	DVI	HDMI	HDMI
Max Video Resolution	1920 x 1200	1920 x 1200	1920 x 1200	3840 x 2160
Audio	N/A	N/A	• (HDMI)	• (HDMI)

Model	VC925	VC965	VC985	VC986
Input	DisplayPort	DisplayPort	DisplayPort	DisplayPort
Outputs	VGA	DVI	HDMI	HDMI
Max Video Resolution	1920 x 1200	1920 x 1200	1920 x 1200	3840 x 2160
Audio	N/A	N/A	• (HDMI)	• (HDMI)

Model	VC010	VC060	VC080	VC880
Interface	VGA	DVI	HDMI	HDMI
Max Video Resolution	1080p; 1920 x 1200	1080p; 1920 x 1200	1080p; 1920 x 1200	HDMI
Audio	N/A	N/A	• (HDMI)	1920 x 1080
RS-232	•	•	•	• (HDMI)

VC840 HDMI to 3G-SDI/Audio Converter



Features

- Converts HDMI input signals to a 3G/HD/SD-SDI output
- Automatic detection of input video signals
- Offers 2 low-jitter SDI outputs for dual display
- Supports 8 audio channels @48 KHz rate
- Re-clocking SDI signals for cascading and thus longer transmission
- Power connector lock for secure communications
- **EDID Expert™** – selects optimum EDID settings for smooth power-up, high-quality display and use of the best resolution across different screens

Specifications

Function		VC840
Video Input	Interface	1 x HDMI Type A Female (Black)
	Impedance	100 Ω
Video Output	Interface	2 x BNC (Gold)
	Impedance	75 Ω
Video	Max. Data Rate	2.97 Gbps
	Max. Pixel Clock	148.5 MHz
	Supported Resolutions	NTSC@59.96 Hz, PAL@50 Hz; 720p@50/59.94/60 Hz; 1080i@50/59.94/60 Hz; 1080p@23.97/24/25/29.97/30/50/59.94/60 Hz
	Max. Distance	90m (3G-SDI); 150m (HD-SDI); 300m (SD-SDI)
Audio	Output	Analog: 2 x RCA (Red/White) Digital: 1 x RCA (Yellow)
SDI Formats		SD-SDI (SMPTE 259M, up to 270 Mbps) HD-SDI (SMPTE 292M, 296M, up to 1.485 Gbps) 3G-SDI (SMPTE 424M, 425M level A, up to 2.97 Gbps)
EDID Settings		EDID Mode: Learn (See page VIII for definition of each EDID mode)
Power	Connector	1 x DC Jack
	Consumption	5 VDC, 3.5W
Environmental	Operating Temperature	0–40 °C
	Storage Temperature	–20–60 °C
	Humidity	20–90% RH, Non-condensing
Physical Properties	Housing	Metal
	Weight	0.29 kg
	Dimensions (L x W x H)	12.20 x 10.70 x 3.04 cm
Carton Lot		5 pcs

Included Accessories

	VC840
Power Adapter	•

VC812 HDMI to VGA/Audio Converter with Scaler **PRO**



Features

- Converts HDMI input signals to a VGA output
- Automatic detection of input video signals
- Device configurations using a utility tool via mini USB port connection
- **Scaler** – features a unique scaling engine that converts various input video resolutions into the display's native resolution, while adjusting the picture ratio automatically for optimum display quality
- Supports 16:9 / 4:3 aspect ratios and multiple selectable video resolutions
- **Integrated superior video noise reduction**
- **Integrated Next Generation Color Engine** – automatic picture quality / color adjustment and enhancement
- **Built-in OSD Function** – for video and system configurations via pushbuttons
- **De-interlace Function** – for smooth video playback quality

Specifications

Function		VC812
Video Input	Interface	1 x HDMI Type A Female (Black)
	Impedance	100 Ω
Video Output	Interface	1 x HDB-15 Female (Black)
	Impedance	75 Ω
Video	Max. Pixel Clock	165 MHz
	Max. Resolutions	Up to 1920 x 1200
Audio	Output	Analog: 1 x Mini Stereo Jack Female (Black) Digital: 1 x RCA (Yellow)
Power	Connector	1 x DC Jack
	Consumption	5 VDC, 10W
Environmental	Operating Temperature	0–40 °C
	Storage Temperature	-20–60 °C
	Humidity	20~90% RH, Non-Condensing
Physical Properties	Housing	Metal
	Weight	0.29 kg
	Dimensions (L x W x H)	11.00 x 8.30 x 2.80 cm
Carton Lot		5 pcs

Included Accessories

	VC812
Power Adapter	•
Software CD	•

VC810 HDMI to VGA Adapter



Front



Rear



Features

- Converts HDMI input signals to a VGA output
- Compact and portable size

Specifications

Function		VC810
Video Input	Interface	1 x HDMI Type A Male (Black)
	Impedance	100 Ω
Video Output	Interface	1 x HDB-15 Female (Black)
	Impedance	75 Ω
Video	Max. Pixel Clock	200 MHz
	Max. Resolutions	Up to 1920 x 1200
Environmental	Operating Temperature	0–60 °C
	Storage Temperature	-10–70 °C
	Humidity	40~85% RH, Non-Condensing
Physical Properties	Housing	Plastic
	Weight	0.01 kg
	Dimensions (L x W x H)	4.55 x 2.30 x 1.48 cm
Carton Lot		40 pcs

VC480 3G-SDI to HDMI/Audio Converter



Features

- Converts 3G/HD/SD-SDI input signals to an HDMI output
- Automatic detection of input video signals
- Buffered loop-through output provides extended monitoring
- Re-clocking SDI signals for cascading thus longer transmission
- Power connector lock for secure communications
- Supports 8 audio channels @48 KHz rate

Specifications

Function		VC480
Video Input	Interface	1 x BNC (Gold)
	Impedance	75 Ω
Video Output	Interface	1 x HDMI Type A Female (Black); 1 x BNC (Gold)
	Impedance	100 Ω
Video	Max. Data Rate	2.97 Gbps
	Max. Pixel Clock	148.5 MHz
	Supported Resolutions	NTSC@59.96 Hz, PAL@50 Hz; 720p@50/59.94/60 Hz; 1080i@50/59.94/60 Hz; 1080p@23.97/24/25/29.97/30/50/59.94/60 Hz
	Max. Distance	90 m (3G-SDI); 150 m (HD-SDI); 300 m (SD-SDI)
Audio	Output	Analog: 2 x RCA (Red/White) Digital: 1 x RCA (Yellow)
SDI Formats		SD-SDI (SMPTE 259M, up to 270 Mbps) HD-SDI (SMPTE 292M, 296M, up to 1.485 Gbps) 3G-SDI (SMPTE 424M, 425M level A, B, up to 2.97 Gbps)
Power	Connector	1 x DC Jack
	Consumption	5 VDC, 10W
Environmental	Operating Temperature	0–40 °C
	Storage Temperature	-20–60 °C
	Humidity	20~90% RH, Non-Condensing
Physical Properties	Housing	Metal
	Weight	0.29 kg
	Dimensions (L x W x H)	12.30 x 10.87 x 3.05 cm
Carton Lot		5 pcs

VC182 VGA/Audio to HDMI Converter with Scaler



Features

- Converts VGA input signals to an HDMI output
- Automatic detection of input video signals
- Device configurations using a utility tool via mini USB port connection
- **Scaler** – features a unique scaling engine that converts various input video resolutions into the display's native resolution, while adjusting the picture ratio automatically for optimum display quality
- Supports 16:9 / 4:3 aspect ratios and multiple selectable video resolutions
- **Integrated superior video noise reduction**
- **De-interlace Function** – for smooth video playback quality
- **Built-in OSD Function** – for video and system configurations
- **Integrated Next Generation Color Engine** – automatic picture quality / color adjustment and enhancement

Specifications

Function		VC182
Video Input	Interface	1 x HDB-15 Female (Blue)
	Impedance	75 Ω
Video Output	Interface	1 x HDMI Type A Female (Black)
	Impedance	100 Ω
Video	Max. Pixel Clock	165 MHz
	Max. Resolutions	Up to 1080p
Audio	Input	Analog: 1 x Mini Stereo Jack Female (Black) Digital: 1 x RCA (Yellow)
	Connector	1 x DC Jack
Power	Consumption	5 VDC, 5W
	Operating Temperature	0–40 °C
Environmental	Storage Temperature	-20–60 °C
	Humidity	20~90% RH, Non-Condensing
Physical Properties	Housing	Metal
	Weight	0.31 kg
	Dimensions (L x W x H)	11.00 x 8.30 x 2.80 cm
Carton Lot		5 pcs

Included Accessories

	VC182
Power Adapter	•
Software CD	•

VC180 VGA/Audio to HDMI Converter



Front



Rear



Features

- Converts VGA input signals to an HDMI output
- Supports dual power sources: VGA port or power adapter
- Automatic detection of input video signals
- Compact design and light-weighted
- **Screen Position Button** – saves screen position settings for each output resolution
- **Unique ATEN EDID Technology** – bypasses display's EDID for better output compatibility

Specifications

Function		VC180
Video Input	Interface	1 x HDB-15 Female (Blue)
	Impedance	75 Ω
Video Output	Interface	1 x HDMI Type A Female (Black)
	Impedance	100 Ω
Video	Max. Pixel Clock	165 MHz
	Max. Resolutions	Up to 1080p
Audio	Input	1 x Mini Stereo Jack Female (Green)
Power	Connector	1 x DC Jack
	Consumption	5.3 VDC, 3.2W
Environmental	Operating Temperature	0–50 °C
	Storage Temperature	-20–60 °C
	Humidity	0~80% RH, Non-Condensing
Physical Properties	Housing	Metal
	Weight	0.15 kg
	Dimensions (L x W x H)	7.90 x 7.81 x 2.44 cm
Carton Lot		20 pcs

Included Accessories

	VC180
Power Adapter	•

VC160A VGA to DVI Converter

Video In

HDB-15

Video Out

DVI

Smart Video Display

Screen Position Tuner

EDID



Features

- Converts VGA input signals to a DVI output
- Supports dual power sources: VGA port or power adapter
- Automatic detection of input video signals
- **Screen Position Button** – saves screen position settings for each output resolution
- **Unique ATEN EDID Technology** – bypasses display's EDID for better output compatibility

Specifications

Function		VC160A
Video Input	Interface	1 x HDB-15 Female (Blue)
	Impedance	75 Ω
Video Output	Interface	1 x DVI-D Female (White)
	Impedance	100 Ω
Video	Max. Pixel Clock	165 MHz
	Max. Resolutions	Up to 1920 x 1200
Power	Connector	1 x DC Jack
	Consumption	5.3 VDC, 2.8W
Environmental	Operating Temperature	0–50 °C
	Storage Temperature	–20–60 °C
	Humidity	0~80% RH, Non-Condensing
Physical Properties	Housing	Metal
	Weight	0.15 kg
	Dimensions (L x W x H)	7.90 x 7.81 x 2.44 cm
Carton Lot		20 pcs

Included Accessories

	VC160A
Power Adapter	•

VC981 / VC986 Mini DisplayPort / DisplayPort to 4K HDMI Active Adapter



VC981



VC986



Features

- Supports VGA, SVGA, XGA, SXGA, UXGA, 1080p and resolutions up to 4K UHD
- Active adapter – features an advanced chip which ensures stable video signal conversion even when the video source does not support dual-mode DisplayPort (DP++)*
- Supports Eyefinity (multi-screen setups)
- Audio supported
- No software or driver installation required
- DisplayPort 1.2 compliance

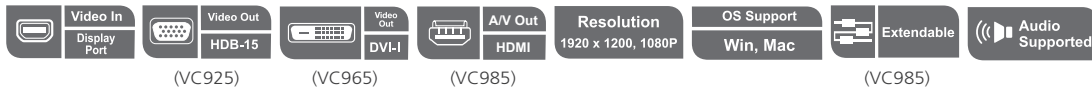
* **Dual-mode DisplayPort (DP++) can directly process the signal from DisplayPort to HDMI or DVI signals. Devices supporting DP++ will display this logo.



Specifications

Function		VC981 / VC986
Video Input	Interface	VC981: 1 x Mini DisplayPort Male (White) VC986: 1 x DisplayPort Male (White)
Video Output	Interface	1 x HDMI Type A Female (Black)
Video	Max. Pixel Clock	297 MHz
	Max. Resolutions	3840 x 2160@30Hz, 1920 x 1200@60Hz
	Compliance	HDCP 1.3 Compatible DVI1.1 DisplayPort 1.2a
Audio	Output	1 x HDMI Type A Female (Black)
Environmental	Operating Temperature	0–50 °C
	Storage Temperature	-20–60 °C
	Humidity	0~80% RH, Non-Condensing
Physical Properties	Housing	Plastic
	Weight	VC981: 0.04 kg VC986: 0.04 kg
	Dimensions (L x W x H)	VC981: 17.50 x 4.50 x 1.50 cm VC986: 18.00 x 4.50 x 1.50 cm
Carton Lot		40 pcs

VC925 DisplayPort to VGA Adapter
VC965 DisplayPort to DVI Adapter
VC985 DisplayPort to HDMI Adapter



VC925



VC965



VC985



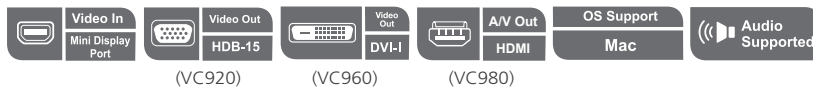
Features

- Supports VGA, SVGA, XGA, SXGA, UXGA and resolutions up to 1920x1200 (PC) / 1080p (HDTV)
- Audio Supported (VC985 Only)
- No software or driver installation required
- DisplayPort 1.1a compliant

Specifications

Function		VC925 / VC965 / VC985
Video Input	Interface	1 x DisplayPort Male (White)
Video Output	Interface	VC925: 1 x HDB_15 Female (Blue) VC965: 1 x DVI-I Female (White)* VC985: 1 x HDMI Type A female (Black) *VC965 Only support digital signal transmission.
Video	Max. Pixel Clock	165 MHz
	Max. Resolutions	VC925: 1920 x 1200(PC)@60Hz; 1080p(HDTV) VC965 / VC985: 1920 x 1080@60HZ
	Compliance	VC965: DisplayPort 1.1a, DVI1.1 VC925 / VC985: DisplayPort 1.1a
Audio	Output	VC985: 1 x HDMI Type A Female (Black)
Environmental	Operating Temperature	0–50 °C
	Storage Temperature	-20–60 °C
	Humidity	0~80% RH, Non-Condensing
Physical Properties	Housing	Plastic
	Weight	VC925: 0.04 kg VC965: 0.04 kg VC985: 0.04 kg
	Dimensions (L x W x H)	VC925: 18.00 x 4.50 x 1.50 cm VC965: 18.00 x 4.50 x 1.50 cm VC985: 18.00 x 4.50 x 1.50 cm
Carton Lot		40 pcs

VC920 Mini DisplayPort to VGA Adapter
VC960 Mini DisplayPort to DVI Adapter
VC980 Mini DisplayPort to HDMI Adapter



VC920



VC960



VC980



Features

- Converts mini DisplayPort input signals to a VGA / DVI / HDMI output
- Supported devices: MacBook, MacBook Pro, MacBook Air, Mac mini and Mac Pro
- Audio enabled (VC980)

Note: VC960 only supports digital signal transmission

Specifications

Function		VC920 / VC960 / VC980
Video Input	Interface	1 x Mini DisplayPort Male (White)
Video Output	Interface	VC920: 1 x HDB-15 Female (Blue) VC960: 1 x DVI-I Female (White)* VC980: 1 x HDMI Type A Female (Black) *VC960 only supports digital signal transmission.
Video	Max. Pixel Clock	165 MHz
	Max. Resolutions	Up to 1920 x 1200
Audio	Output	VC980: 1 x HDMI Type A Female (Black)
Environmental	Operating Temperature	0–50 °C
	Storage Temperature	-20–60 °C
	Humidity	0~80% RH, Non-Condensing
Physical Properties	Housing	Plastic
	Weight	VC920: 0.04 kg VC960: 0.05 kg VC980: 0.03 kg
	Dimensions (L x W x H)	VC920 / VC960: 20.00 x 4.30 x 2.01 cm VC980: 19.00 x 2.10 x 1.11 cm
Carton Lot		40 pcs

VC880 HDMI Repeater Plus Audio De-embedder **PRO**



Front



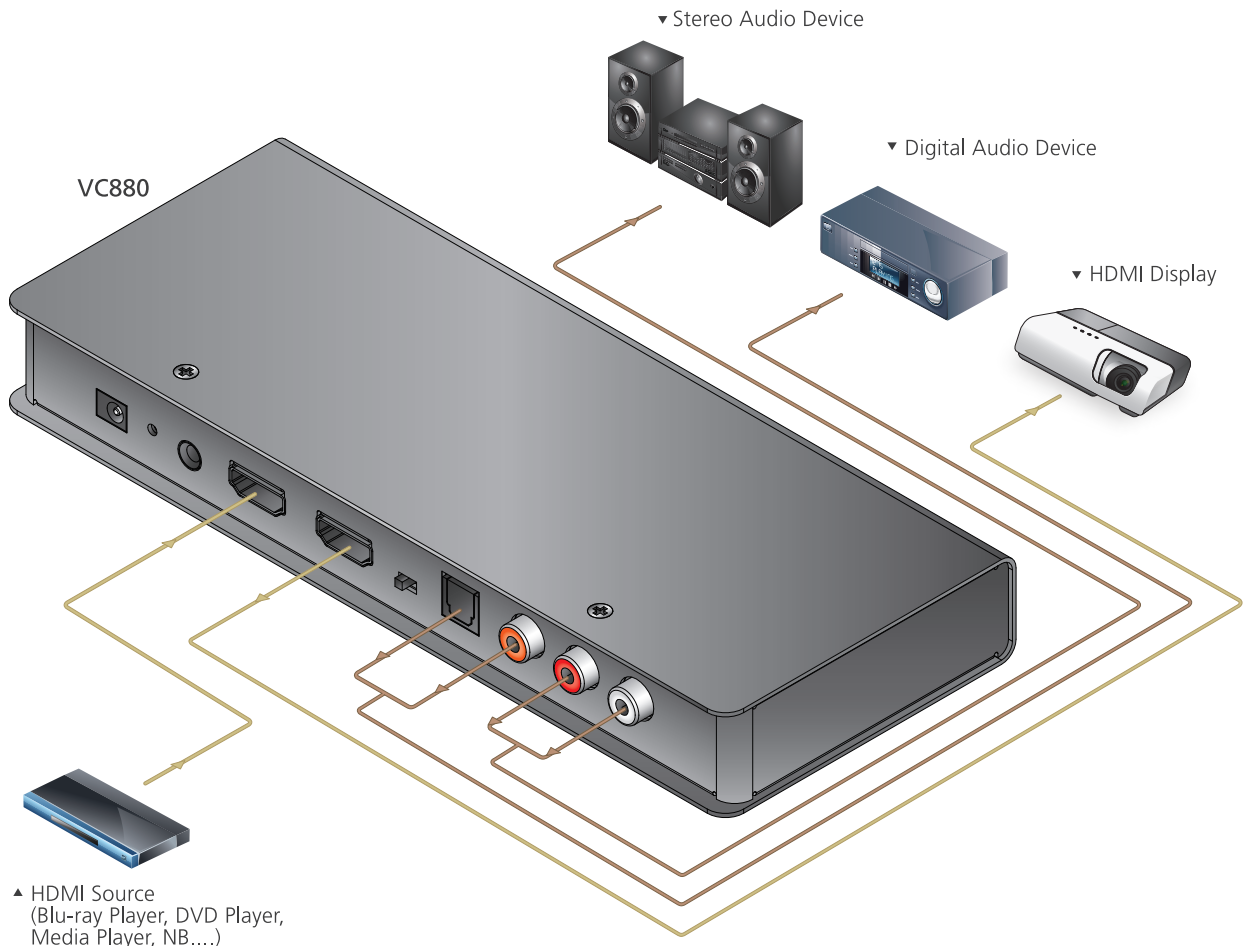
Rear



Features

- Repeats HDMI input signals and extracts HDMI audio signals as an additional audio source
- HDMI audio can be switched on/off via switch
- Audio channel selection via switch with options of CH 2, CH 5.1 and Auto
- Firmware upgradable

Setup > VC880



— HDMI
— Audio

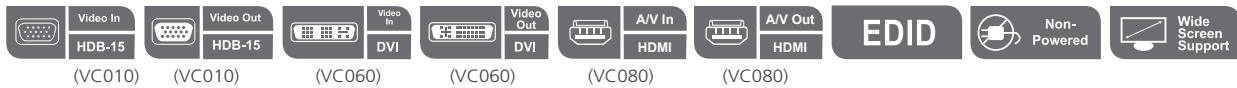
Specifications

Function		VC880
Video Input	Interface	1 x HDMI Type A Female (Black)
	Impedance	100 Ω
Video Output	Interface	1 x HDMI Type A Female (Black)
	Impedance	100 Ω
Video	Max. Data Rate	6.75 Gbps (2.25 Gbps Per Lane)
	Max. Pixel Clock	225 MHz
	Compliance	HDMI (3D, Deep Color) HDCP 1.4 Compatible
	Max. Resolutions	Up to 1920 x 1080
Audio	Output	1 x HDMI Type A Female (Black); 1 x Toslink (Black); 1 x RCA (Orange); 2 x RCA (Red/White)
Power	Connector	1 x DC Jack
	Consumption	5.3 VDC, 0.8W
Environmental	Operating Temperature	0–50 °C
	Storage Temperature	-20–60 °C
	Humidity	0~80% RH, Non-Condensing
Physical Properties	Housing	Metal
	Weight	0.46 kg
	Dimensions (L x W x H)	20.00 x 8.20 x 2.50 cm
Carton Lot		20 pcs

Included Accessories

	VC880
Power Adapter	•

VC010 VGA EDID Emulator
VC060 DVI EDID Emulator
VC080 HDMI EDID Emulator



Features

- [ATEN EDID Wizard](#) – allows users to custom configure multiple EDID settings for display's via RS-232 connection
- [EDID Expert™](#) – selects optimum EDID settings for smooth power-up, high-quality display and use of the best resolution across different screens
- Hot-pluggable
- Rack-mountable
- Firmware upgradable

Note: Please connect an external power cord to the video source if it is not supplied with enough power to function.

Specifications

Function		VC010 / VC060 / VC080
Video Input	Interface	VC010: 1 x HDB-15 Female (Blue); VC060: 1 x DVI-I Female (White); VC080: 1 x HDMI Type A Female (Black)
	Impedance	VC010: 75 Ω ; VC060 / VC080: 100 Ω
Video Output	Interface	VC010: 1 x HDB-15 Female (Blue); VC060: 1 x DVI-I Female (White); VC080: 1 x HDMI Type A Female (Black)
	Impedance	VC010: 75 Ω ; VC060 / VC080: 100 Ω
Video	Compliance (VC080)	HDMI (3D, Deep Color) HDCP 1.4 Compatible Consumer Electronics Control (CEC)
Audio	Output (VC080)	1 x HDMI Type A Female (Black)
EDID Settings		EDID Mode: Default / Learn / Customized (EDID Wizard support) (See page VIII for definition of each EDID mode)
Power	Connector	1 x DC Jack
	Consumption	5 VDC, 0.15W
Environmental	Operating Temperature	0–50 °C
	Storage Temperature	–20–60 °C
	Humidity	0~80% RH, Non-Condensing
Physical Properties	Housing	Metal
	Weight	0.15 kg
	Dimensions (L x W x H)	7.90 x 7.76 x 2.45 cm;
Carton Lot		5 pcs

Included Accessories

	VC010 / VC060 / VC080
RS-232 Configuration Cable	•
USB to DC Power Cord	•

Optional Accessories

Description	Part No. / Spec.	Page No.
HDMI Cable (VC080)*	2L-7D02H-1 (2 m)	11-3

* Cables with different lengths are available, please refer to 11-3.

2A-130G VGA EDID Emulator



Features

- Substitutes as a monitor at the site where the computer / video source is located
- EDID built-in – Stores ATEN standard EDID information in device
- ATEN standard EDID support all popular resolutions
- Superior video quality - up to 1920 x 1200@60Hz, 1366 x 768@60Hz
- USB Powered – NO need for an external power adapter
- No software required – Eliminates incompatibility and installation issues; no need to configure

Specifications

Function		2A-130G
Connectors	Video	1 x HDB-15 Male (Blue)
	Power	1 x USB Type A Male
LEDs		1 (Green)
Video		1920 x 1200@60Hz; 1366 x 768@60Hz
Cable Length		0.35 m
Power Consumption		DC5V, 0.06W
Environmental	Operating Temperature	0–50 °C
	Storage Temperature	-20–60 °C
	Humidity	0–80% RH, Non-Condensing
Physical Properties	Housing	Plastic
	Weight	42 g
	Dimensions (L x W x H)	6.59 x 3.40 x 1.60 cm

Product specifications and appearance are subject to change without notice.

Compatible Splitters

Part No. / Spec.	Page No.
VS1204T, VS1208T, VS1504, VS1508, VS132A, VS134A, VS138A, VS92A, VS94A, VS98A, VS82, VS84, VS88, VS0116, VS132, VS102	4-12, 4-12, 4-9, 4-9, 7-12, 7-12, 7-12, 7-13, 7-13, 7-13, 7-16, 7-16, 7-16, 7-11, 7-14, 7-15

Compatible Extenders

Part No. / Spec.	Page No.
VE150A, VE170, VE170Q, VE200, VE500T	8-30, 8-31, 8-31, 8-32, 3-4

CM1164 4-Port USB DVI Multi-View KVM™ Switch



Front



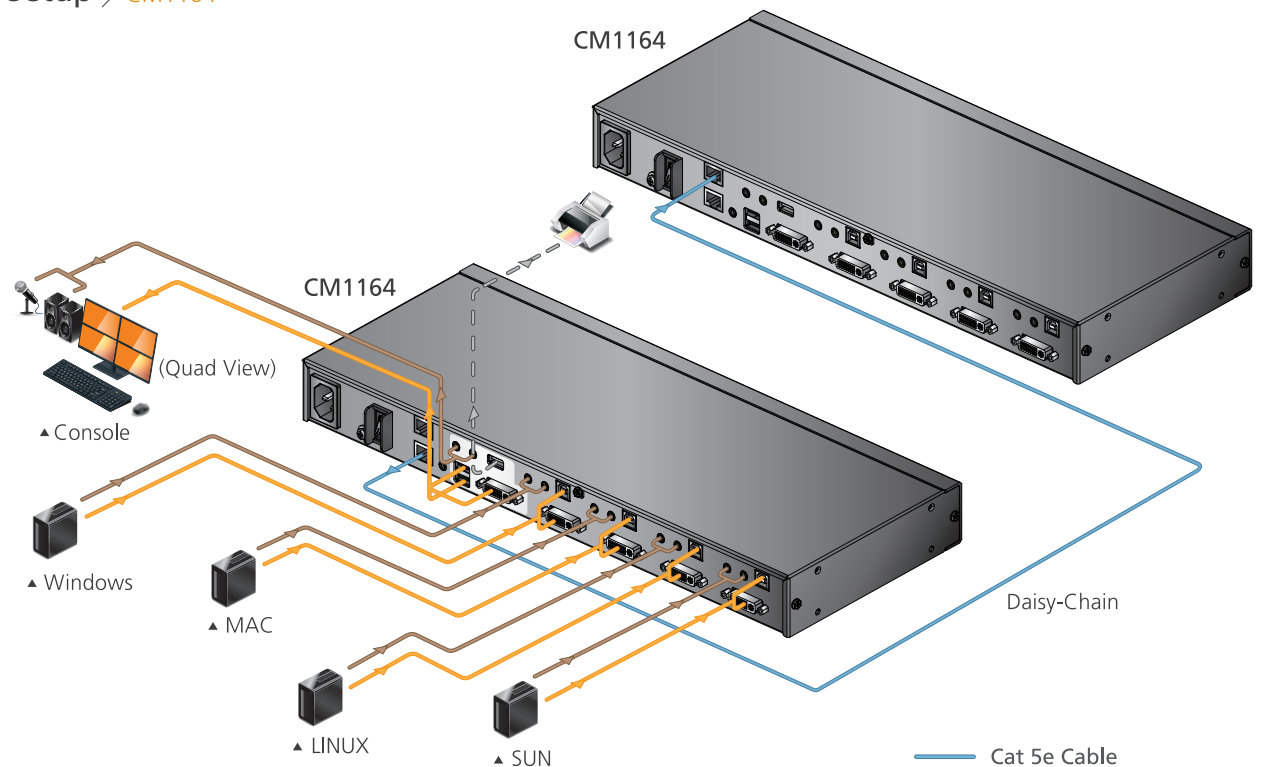
Rear



Features

- DCC (Daisy Chain Control) port enables users to connect up to 4 CM1164 units and use one console keyboard / mouse to manage computers or another CM1164
- **Video DynaSync™** – exclusive ATEN technology eliminates boot-up display problems and optimizes the resolution when switching between ports
- Four-level OSD password system - Administrator, Power User, User and Guest
- Console mouse port emulation / bypass feature that supports most mouse drivers and multifunction mice
- Console keyboard emulation / bypass feature that supports most multimedia keyboards
- Independent switching for USB peripheral port, audio and KVM switch focus
- Auto scan feature
- Power on detection
- Multilingual keyboard mapping – supports English, French and Japanese keyboards
- Supports serial commands
- Full bass response provides a rich experience for 2.1 channel audio
- Supports keyboard combinations via emulation (for Sun / Mac)
- Multi-View console controls up to 4 video sources on one screen with Display Modes including Quad View mode, Picture in Picture mode (Dual, Triple or Quad), and Full Screen mode
- Channel Editor – edits display windows and other functions with the mouse and on-screen control panel
- Function control and system setting via Front Panel, OSD or IR Remote – display mode, port selection, daisy chain and more

Setup > CM1164




Specifications

Function		CM1164
Computer Connections		4
Port and Display Mode Selection		Front-Panel Pushbuttons; Hotkeys; IR Remote Control; On-Screen Display (OSD) and Mouse*
Interface	Console	USB, DVI-D
	Computer	
Multiplatform Support		•
Multi-View Support		•
USB 2.0 Hub		2 (Type A)
Video DynaSync™		•
Video Resolution		1920 x 1200
OSD Information		•
Power Consumption		100 VAC / 6.7W; 240 VAC / 13.6W
Environmental	Operating Temperature	0–40°C
	Storage Temperature	-20–60°C
	Humidity	0–80% RH, Non-Condensing
Physical Properties	Housing	Metal
	Weight	2.50 kg
	Dimensions (L x W x H)	43.72 x 16.38 x 4.40 cm
Carton Lot		3 pcs

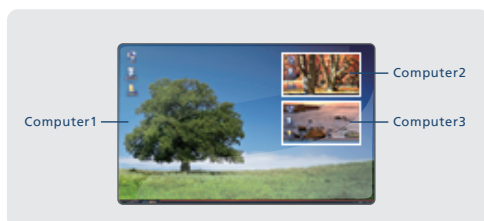
Note:*Mouse port switching is only functional under mouse emulation mode and USB 3-key wheel mouse.

► Picture-in-Picture (PiP)

- PiP Dual - shows two computers / video sources, with only half of the actual display visible



- PiP Triple - shows three computers / video sources



- PiP Quad - shows four computers/video sources at one time, but unlike in Quad View, one display takes up the whole screen, while the other three displays are occupying only the right side of the screen



Note:
The screen size of the each display depends on the resolution of the computer / video source connected to the port


Included Accessories

	CM1164
DVI-D KVM Cable	4
IEC320 Power Cord	•
IR Remote Control	•

Optional Accessories

Description	Part No. / Spec.	Page No.
USB DVI Single Link KVM Cable	2L-7D02U (1.8 m); 2L-7D03U (3 m); 2L-7D05U (5 m)	11-3
IR Extender Cable	2XRT-0003G	12-1

- Quad View displays all four computers / video sources on the display




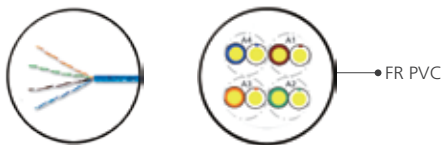
2L-2801 305M Low Skew Cat 5e Cable

Analog video presents a high quality image when the computer is directly connected to the monitor by short cables. "Skew" is the color phase and time errors that occur when R/G/B video signals are sent over long distance Cat 5e cables and this can result in smeared, less sharp and color-fringed images. To remedy this distortion, ATEN developed a Low Skew Cat 5e cable. This high performance cable is suitable for the audio and video transmission of a wide range of video and KVM extenders. To eliminate blur and bleeding images and to ensure clear video transmissions, use 2L-2801 Low Skew Cat 5e Cable.



Features

- Supports high quality RGB video transmissions
- Contains 305 m (1000 ft.) low skew cable
- Delay Skew: 1 ~ 350 MHz 20nS/100 m Max.
- Outer jack material: FR PVC
- Outer material: unshielded
- Conductor material: 24 AWG solid bare copper
- Compatible with ATEN analog Cat 5 video extenders, KVM extenders and Cat 5 KVM switches
- UL, ETL approved



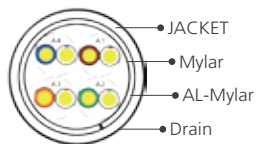


2L-2801 Specifications

Electrical & Physical Properties			
Size			24AWG × 4p
Cable Length			305 m / 1000 ft
Conductor Resistance			9.38 Ohm / 100m / 20°C Max.
Mutual Capacitance			56 Pf/M Max.
Dielectric Strength			Ac 1.5 Kv / 2 Sec.
Spark Test			2.5 Kv
Insulation	Unaged	Tensile Strength	2400 Psi Min. (1.69 Kg /Mm²)
		Elongation	300% Min.
	Aged	Tensile Strength	Unaged Min.75%(100°C×48hrs)
		Elongation	Unaged Min. 75%(100°C×48hrs)
Jacketed	Unaged	Tensile Strength	2000 Psi Min. (1.41 Kg /Mm²)
		Elongation	100% Min.
	Aged	Tensile Strength	Unaged Min. 85%(100°C×240hrs)
		Elongation	Unaged Min. 50%(100°C×240hrs)
Insulation Shrinkback			150m/M, 121°C±1°C×1hr ≤9.5m/M
Cold Bend Test			-20°C×4hrs No.Crack
Flame Retardant Test			CMR
Ac Leakage Current Throught Overall Jacket			Ac 1500 ≤ 10 Ma
Dc Resistance Unbalance			5% Max.
Pair-To-Ground Capacitance Unbalance			330 Pf/100m Max.
Characteristic Impedance			1 ~ 350 MHz 100±15 Ohms
Structural Return Loss			350 Mhz 10.6db Min.
Propagation Delay			350 Mhz 536ns/100m Max.
Delay Skew			1 ~ 350 Mhz 20ns/100m Max.
Weight			9.8 kg

2L-2901 305M Shielded Digital Video Extension Cable

The 2L-2901 Shielded Digital Video Extension Cable is made as a twisted pair with conductive metal film. The cable utilizes copper wires which are widely used for data transmission. Its outer metal layer protects signal transmissions from electromagnetic interference and reduces the impact caused by electrical noise. The 2L-2901 can support long distance connections while safeguarding the transmission quality.






































Features

- Supports high quality RGB video transmissions
- Contains 305 m (1000 ft.) shielded low skew cable
- Delay Skew: 1 ~100 MHz 25nS/100m Max.
- Outer jacket material: PVC
- Outer material: shielded
- Conductor material: 24 AWG bare copper
- Compatible with ATEN analog Cat 5 video extenders, KVM extenders and Cat 5 KVM switches
- UL, ETL approved

2L-2901 Specifications

Constructio		
Conductor	Size	24 AWG
	Construction	Bare copper
	Cond. Diam.	1/0.5±0.008 mm
Insulation	Avg. Thick.	0.20 mm
	Diameter	0.99 ± 0.05 mm
	Material	Polyolefin
Shielded(1)	Color Codes	1. Orange × White/Orange stripe 2. Blue × White/Blue stripe 3. Brown × White/Brown stripe 4. Green × White/Green stripe
	Material	Mylar
	Coverage	100% Coverage with 25% Overlapping
Drain Wire	Size	26 AWG
	Material	Tinned Copper
	Construction	7 / 0.16±0.008 mm
Shielded(2)	Material	Aluminum Mylar (Aluminum inward)
	Coverage	100% Coverage with 25% Overlapping
Jacketed	Avg. Thick.	0.45 mm
	Diameter	5.6 ± 0.20 mm
	Material	PVC
	Color	Black

Cables

Images	Part No.	Length (m)	Interface	To PC / Source Interface	To Switch Interface	Compatible Products
	2L-7D02H	1.8	HDMI	 HDMI Male	 HDMI Male	All ATEN's HDMI Devices
	2L-7D02H-1	2				
	2L-7D03H	3				
	2L-7D05H	5				
	2L-7D10H	10				
	2L-7D15H	15				
	2L-7D20H	20				
	2L-7D03DD	3	DVI-D	 DVI-D Male (Dual Link)	 DVI-D Male (Dual Link)	All ATEN's DVI Devices
	2L-7D05DD	5				
	2L-7D10DD	10				
	2L-7D02V	2	DVI-D	 DVI-D Male (Single Link)  Audio Plug	 DVI-D Male (Single Link)  Audio Plug	VS172, VS174, VS162, VS164, VE600A, VE602, VE606
	2L-2402A	2	VGA	 HDB-15 Male  Audio Plug	 HDB-15 Female  Audio Plug	VS1204T, VS1208T, VS1504, VS1508, VB552, VM0404, VM0808, VS0202, VS0201, VS0401, VS0102, VS0104, VS0108, VS0116, VE170, VE170Q, VE200, VC180, VE156
	2L-7D02U	2	DVI-D USB	 USB Type A Male	 USB Type B Male	CM1164
	2L-7D03U	3		 DVI-D Male (Single Link)	 DVI-D Male (Single Link)	
	2L-7D05U	5		 2 Audio Plugs	 2 Audio Plugs	
	2L-7D02DP	2	DisplayPort	 DisplayPort	 DisplayPort	All ATEN's DisplayPort Devices
	2L-7D03DP	3				
	2L-7D05DP	5				
	2L-2801	305	RJ-45	 RJ-45	 RJ-45	All ATEN's Cat 5 / 5e / 6 / 6a Devices for Video & Audio Communication
	2L-2901 (Shielded)					
	2L-4101-GR	1	RJ-45	 RJ-45	 RJ-45	All ATEN's Cat 5 / 5e / 6 / 6a Devices for Data Communication
	2L-4102-GR	2				
	2L-4103-GR	3				
	2L-4105-GR	5				
	2L-4110-GR	10				
	2L-4115-GR	15				
	2L-4120-GR	20				
	2L-2910	305	RJ45	 RJ-45	 RJ-45	All ATEN HDBT products

2X-EA12 LockPro - HDMI Cable Lock

ATEN LockPro™, the world's most effective universal HDMI cable lock

LockPro™, an ATEN exclusive technology, was created to prevent signal loss by ensuring a durable connection between your HDMI cables and devices in a simple, one-piece design. Since most HDMI connectors do not have a locking mechanism, it's common for them to become detached or loosened and create intermittent up to complete signal loss - making cable lock solutions essential.



Features

- Innovative design improves stability and flexibility
- One-piece and reusable design for easy installation and removal
- Ensures strong and reliable HDMI cable connections
- Universal design for securing most cables (not limited to HDMI)
- Environmentally safe – RoHS compliant and recyclable
- Sold 10 pieces per pack

2X-EA12 Specifications

Function	2X-EA12
Storage Temperature	-20 – 60°C
Humidity	0-95% R.H, Non-Condensing
Weight	1.4 g
Dimensions (L x W x H)	8.61 x 6.47 x 0.66 cm

One-piece Design for Easy Installation



1 Loosen the screw above the port



2 Slide the LockPro™ over the loosened screw



3 Tighten the screw firmly



4 Wrap the LockPro™ around the cable



5 Fasten the LockPro™ strap

Accessories

Images	Part No.	Product Name.	Compatible Products
	2A-127G	DVI to HDMI Converter	Compatible with all models equipped with DVI interface
	2A-128G	HDMI to DVI Converter	Compatible with all models equipped with HDMI interface
	2L-5202B 2L-5203B 2L-5205B	Port Switching VGA Cable	VS0801A
	2XRT-0003G	IR Receiver Cable (38 KHz)	VM3404H / VM3909H, VM5404H, VM5808H, VM0808H, VM0808HA, VM5404D, VM5808D, VM0404, VM0808, VS482, VS0201 / VS0401, VE814, VE810
	2XRT-0003G-1	Full Range IR Receiver (30-56 KHz)	VM3404H / VM3909H, VE802
	2XRT-0004G	Full Range IR Emitter (30-56 KHz)	VK2100, VE810, VE802, VM3404H / VM3909H
	2XRT-0007G	IR Remote Control	VS0801H, VS881, VS0801A
	2XRT-0010G	IR Remote Control	VS482
	2XRT-0101G	IR Remote Control	VM0404H, VS481A, VS481B, VS261 / VS461, VS0201 / VS0401
	2XRT-0106G	IR Remote Control	VM3404H, VM6404H, VM0404HA, VM5404H, VM5808H, VM0808H, VM0808HA, VM5404D, VM5808D, VM0404, VM0808
	2XRT-0301G	IR Remote Control	VE200, VB552
	2X-020G	Mounting Kit	VM0404, VS0401, VS0108
	2X-RC1700	Video Wall Rack	
	2X-030G	TV Bracket Set (L+R)	
	VE-RMK1U	Extender Rack Mount kit	CE100, CE250A, CE350, CE370, CE600, CE602, CE604, CE610, CE700A, CE750, CE750A, CE770, CE790, CE800B, CN8000, CS72D, CS72E, CS74D, CS74E, KE6900ST, VB802, VC880, VE150A, VE170, VE172R, VE300, VE500, VE560, VE600A, VE601, VE602A, VE800A, VE801, VE802, VE803, VE810, VE812, VE813, VE814, VE882, VE892, VS182A, VS481A, VS481B, UC2322, UC2324, UC4852, UC4854
	VE-RMK2U	Extender Rack Mount kit	CE100, VE560, VE600A, VE602A, VE800A, VE803, VE810
	VE-RMK3U	Extender Rack Mount kit	CE100, VE560, VE600A, VE601, VE602A, VE800A, VE801, VE803, VE810



Corporate Headquarters

ATEN International Co., Ltd.

3F., No.125, Sec. 2, Datung Rd., Sijhih District,
New Taipei City 221, Taiwan
Phone: +886-2-8692-6789 Fax: +886-2-8692-6767
E-mail: marketing@aten.com

America Region:

ATEN Technology Inc.

15365 Barranca Parkway, Irvine, CA 92618, U.S.A
Phone: +1-949-428-1111 Fax: +1-949-428-1100
http://www.aten-usa.com
E-mail: sales@aten-usa.com

ATEN New Jersey Inc.

220 Davidson Avenue, Suite 404 Somerset,
NJ 08873, U.S.A
Phone: +1-732-356-1703 Fax: +1-732-356-1639
http://www.aten-usa.com
E-mail: sales@aten-usa.com

EMEA Region:

ATEN Infotech N.V.

Mijnwerkerslaan 34, 3550 Heusden-Zolder, Belgium
Phone: +32-11-531543 Fax: +32-11-531544
http://www.aten.eu E-mail: sales@aten.be

ATEN U.K. Limited

466 Malton Avenue, Slough SL1 4QU, U.K.
Phone: +44-1753-539-121 Fax: +44-1753-215-253
http://www.aten.co.uk E-mail: sales@aten.co.uk

ATEN Russia

Office 14212, No.14 Sereblyakova proezd,
Moscow, Russia.
Phone : +7(495)134-2808
http://ru.aten.com/ E-mail : russia@aten.com

ATEN Info Iletisim Ltd.

Beştepe Mah.Yaşam Cad. 13-A / 76
YENİMAHALLE ANKARA
E-mail : turkey@aten.com

Oceania Region:

ATEN ANZ Pty Ltd.

Suite 3. 19, 32 Delhi Road, North Ryde,
NSW 2113, Australia
Phone: +61-2-9114-9933 Fax: +61-2-8072-3723
http://www.aten.com E-mail: sales@au.aten.com

Asia Pacific Region:

ATEN China Co., Ltd.

18/F, Tower A, Horizon International Tower, No.6,
Zhichun Road, Haidian District, Beijing, China 100088
Phone: +86-10-5255-0110 Fax: +86-10-8296-1318
http://www.aten.com.cn E-mail: sales@aten.com.cn

ATEN Japan Co., Ltd.

ATEN Bldg. 8-4, Minami-senju 3-chome, Arakawa-ku,
Tokyo 116-0003 Japan
Phone: +81-3-5615-5810 Fax: +81-3-3891-3810
http://www.atenjapan.jp E-mail: info@atenjapan.jp

ATEN Korea Co., Ltd.

B-303, Gabeul Great Valley, 60-5, Gasan-dong,
Geumcheon-gu, Seoul, Korea; 153-801
Phone: +82-2-467-6789 Fax: +82-2-467-9876
http://www.aten.co.kr E-mail: sales@aten.co.kr

Atech Peripherals, Inc.

6F., No.133, Sec. 2, Datong Rd., Sijhih Dist-ri-ct.,
New Taipei City 221, Taiwan
Phone: +886-2-8692-6969 Fax: +886-2-8692-6926
http://www.aten.com.tw E-mail: taiwan@aten.com

